

---

# Archstone Foundation 2022 Grantee and Applicant Perception Report

---

Generated on January 18, 2023



THE CENTER FOR  
EFFECTIVE PHILANTHROPY

675 Massachusetts Avenue  
7th Floor  
Cambridge, MA 02139  
617-492-0800

131 Steuart Street  
Suite 501  
San Francisco, CA 94105  
415-391-3070

[cep.org](https://cep.org)

The online version of this report can be accessed at [cep.surveyresults.org](https://cep.surveyresults.org)

**Key Ratings Summary ..... 1**

**Survey Population ..... 4**

**Subgroup Methodology and Differences ..... 6**

**Comparative Cohorts ..... 8**

**Grantmaking and Application Characteristics ..... 10**

**Impact on and Understanding of Fields ..... 14**

**Understanding of Fields..... 15**

**Advancing Knowledge and Public Policy..... 16**

**Impact on and Understanding of Local Communities ..... 17**

**Understanding of Local Communities ..... 18**

**Impact on and Understanding of Organizations ..... 19**

**Understanding of Organizations..... 20**

**Grantee and Applicant Challenges ..... 21**

**Non-Monetary Assistance ..... 22**

**Interactions ..... 23**

**Grantee Ratings ..... 24**

**Applicant Ratings ..... 27**

**Grantee Interaction Patterns ..... 28**

**Communication..... 31**

**Consistency of Communication ..... 33**

**Transparency..... 34**

**Contextual Understanding..... 35**

**Diversity, Equity, Inclusion..... 37**

**Selection Process ..... 40**

**Level of Effort ..... 42**

**Clarity of Selection Process ..... 44**

**Pressure to Modify Priorities..... 46**

**Time Between Submission and Funding Declination ..... 47**

<b>Declined Applications</b> .....	<b>48</b>
<b>Reasons Provided for Declining Proposal</b> .....	<b>51</b>
<b>Implications for Future Applications</b> .....	<b>53</b>
<b>Feedback on Declined Applications</b> .....	<b>55</b>
<b>Guidance from the Foundation About Future Applications</b> .....	<b>58</b>
<b>Reporting and Evaluation Process</b> .....	<b>59</b>
<b>Reporting Process</b> .....	<b>61</b>
<b>Evaluation Process</b> .....	<b>63</b>
<b>Dollar Return and Time Spent on Processes</b> .....	<b>64</b>
<b>Time Spent on Selection Process</b> .....	<b>66</b>
<b>Time Spent on Reporting and Evaluation Process</b> .....	<b>69</b>
<b>Archstone-Specific Questions</b> .....	<b>71</b>
<b>Right Track</b> .....	<b>72</b>
<b>Capacity Building and Innovation Program</b> .....	<b>74</b>
<b>Catchfire</b> .....	<b>75</b>
<b>The Three Ts</b> .....	<b>76</b>
<b>Grantee and Applicant Written Comments</b> .....	<b>77</b>
<b>Quality of Archstone's Processes, Interactions and Communications</b> .....	<b>78</b>
<b>Suggestion Themes</b> .....	<b>79</b>
<b>Selected Grantee Suggestions</b> .....	<b>80</b>
<b>Selected Applicant Suggestions</b> .....	<b>82</b>
<b>Contextual Data</b> .....	<b>84</b>
<b>Application Characteristics</b> .....	<b>88</b>
<b>Grantee/Applicant Characteristics</b> .....	<b>90</b>
<b>Funder Characteristics</b> .....	<b>94</b>
<b>Primary Contact - Applicant Responses</b> .....	<b>95</b>

**Demographics ..... 96**

**Primary Beneficiary of Grant..... 97**

**Grantee Respondent Demographics ..... 104**

**Applicant Respondent Demographics..... 108**

**Respondent Job Title..... 111**

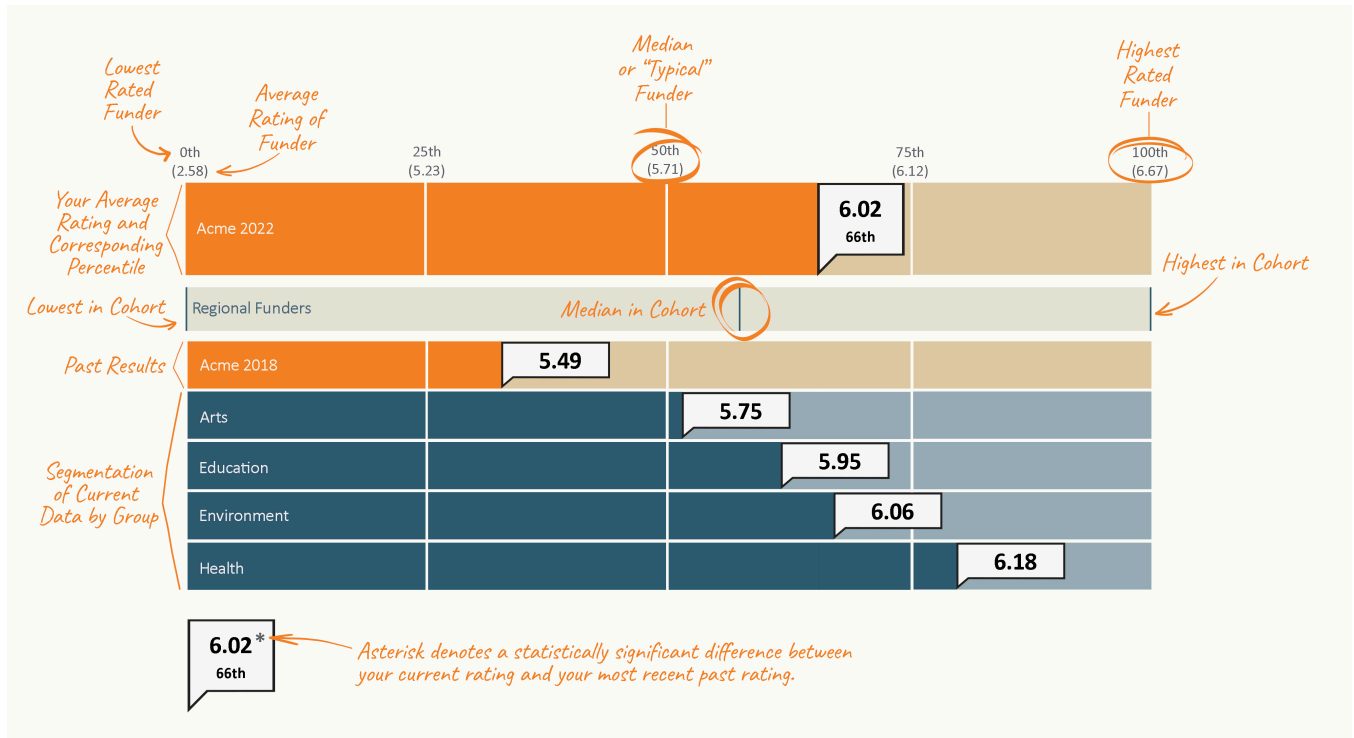
**Additional Survey Information ..... 112**

**About CEP and Contact Information..... 115**

## Key Ratings Summary

### Interpreting Your Charts

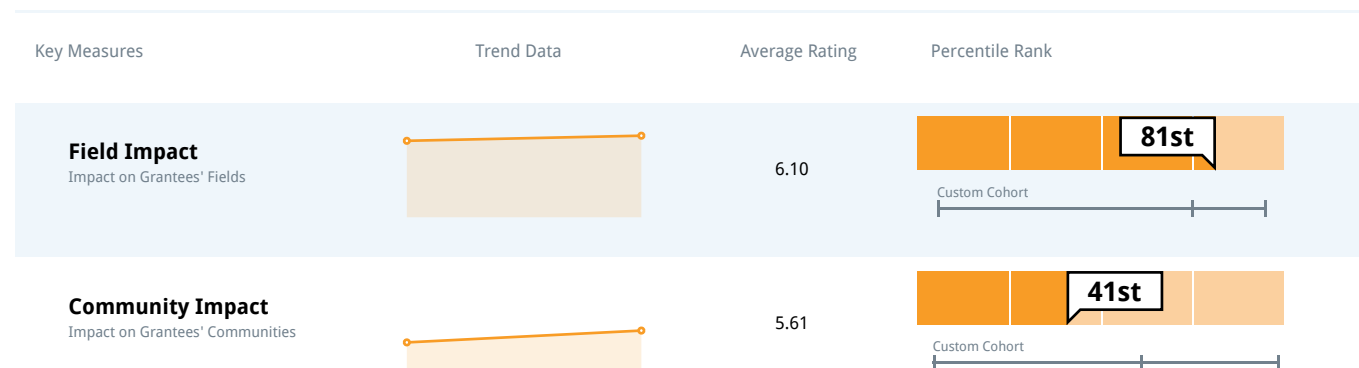
Many of the charts in this report are shown in this format. See below for an explanation of the chart elements.

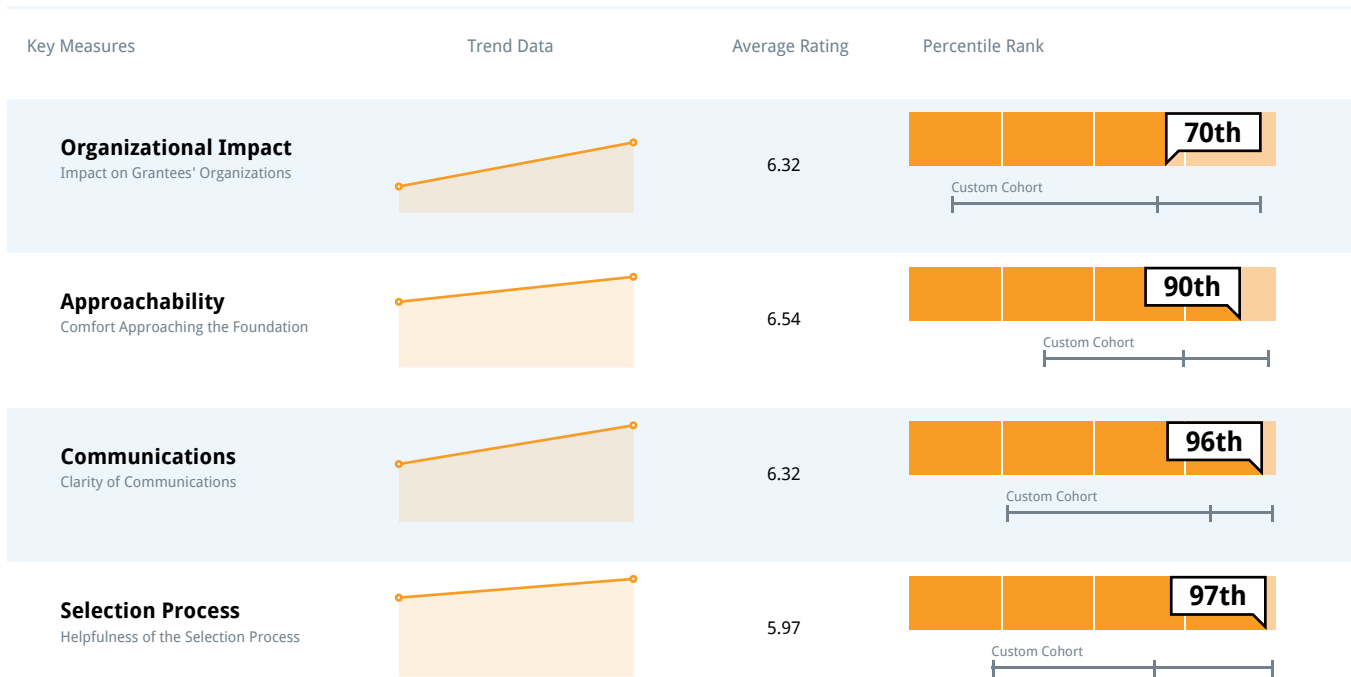


Missing data: Selected grantee and declined applicant ratings are not displayed in this report due to changes in the survey instrument, or when a question received fewer than eight responses.

## Key Grantee Measures

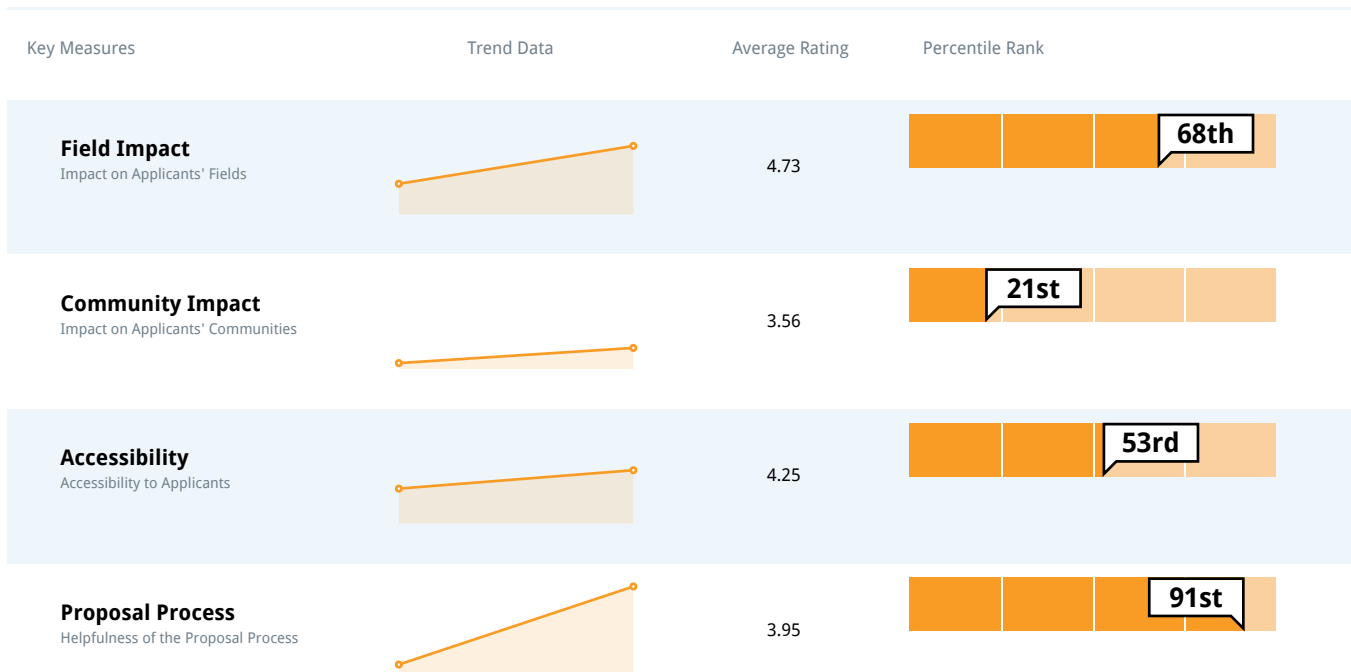
The following chart highlights a selection of your key grantee results. Each of these data points corresponds to an individual survey measure that is displayed with additional detail in the subsequent pages of this report.

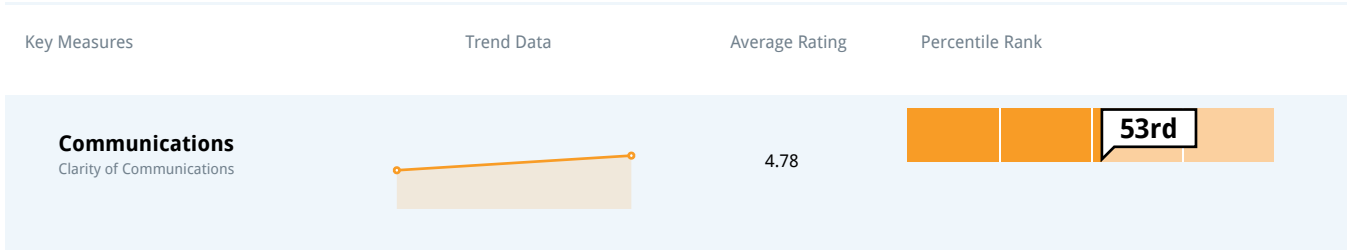




## Key Applicant Measures

The following chart highlights a selection of your key applicant results. Each of these data points corresponds to an individual survey measure that is displayed with additional detail in the subsequent pages of this report.





## Survey Population

### Grantee Survey Methodology

Survey	Survey Fielded	Survey Population	Number of Responses Received	Survey Response Rate
Archstone 2022	February and March 2022	61	41	67%
Archstone 2019	May and June 2019	61	47	77%

Survey Year	Year of Active Grants
Archstone Foundation 2022	2021-2022
Archstone Foundation 2019	June 2018 - May 2019

Throughout this report, Archstone Foundation's survey results are compared to CEP's broader dataset of more than 40,000 grantees built up over more than a decade of grantee surveys of more than 350 funders. The full list of participating funders can be found at <https://cep.org/gpr-participants/>.

In order to protect the confidentiality of respondents results are not shown when CEP received fewer than eight responses to a specific question.

### Grantee Subgroups

In addition to showing Archstone's overall ratings, this report shows ratings segmented by Priority Area. The online version of this report also shows ratings segmented Geographical Area Served, Priority Area, Grant Amount, and Respondent Person of Color Identity.

Priority Area	Number of Responses
Legacy	16
Capacity Building & Innovations	11
Other	11

Catchfire Invite	Number of Responses
Not Invited	20
Invited	21

Geographical Area Served	Number of Responses
Southern California	23
Other	15

Grant Amount	Number of Responses
Less than \$50K	8
\$50K to \$200K	16
\$200K or larger	17

Respondent Person of Color Identity	Number of Responses
Does not identify as a Person of Color	28
Identifies as a Person of Color	11



## Applicant Survey Methodology

Survey	Survey Fielded	Survey Population	Number of Responses Received	Survey Response Rate
Archstone 2022	February and March 2022	209	76	36%
Archstone 2019	May and June 2019	86	43	50%

Survey Year	Application Year
Archstone Foundation 2022	2020 - 2021
Archstone Foundation 2019	June 2018 - May 2019

Throughout this report, Archstone Foundation's applicant survey results are compared to CEP's broader dataset of more than 4,000 declined applicants, from surveys of more than 50 funders.

In order to protect the confidentiality of respondents results are not shown when CEP received fewer than ten responses to a specific question.

## Declined Applicant Subgroups

In addition to showing Archstone's overall ratings, this report shows ratings segmented by Catchafire Invite. The online version of this report also shows ratings segmented by Total Amount Requested, Respondent Gender, Respondent Person of Color Identity, and Respondents' Intersectional Identities.

Catchafire Invite - APR	Number of Responses
Not Invited	52
Invited	24

Total Amount Requested - APR	Number of Responses
Less than \$50K	33
\$50K or larger	43

Respondent Gender - APR	Number of Responses
Identifies as a Man	17
Identifies as a Woman	46

Respondent Person of Color Identity - APR	Number of Responses
Does not identify as a Person of Color	41
Identifies as a Person of Color	20

## Subgroup Methodology and Differences

### Grantee Data

#### Subgroup Methodology

**Catchfire Invite:** Using the grantee list provided by Archstone, CEP tagged grantees based on whether or not they received a Catchfire Invite.

**Geographical Area Served:** Using the grantee list provided by Archstone, CEP tagged grantees based on Geographical Area Served. CEP then regrouped categories, with input from Archstone, to have at least eight respondents per category. Specifically:

- Southern California consists only of grantees tagged to Southern California.
- Other consists of grantees tagged to National, Northern California, Statewide (CA).

**Priority Area:** Using the grantee list provided by Archstone, CEP tagged grantees based on Priority Area. For grantees with multiple Priority Areas, they are included in all areas tagged. CEP then regrouped categories, with input from Archstone, to have at least eight respondents per category. Specifically:

- Legacy consists of grantees tagged to Aging in Community, Depression in Late-Life, and Family Caregiving.
- Capacity Building and Innovations consists of grantees tagged to Capacity Building and Innovations.
- Other consists of grantees tagged to Conference, COVID Response, Other/Responsive Grantmaking.
- Note: Training and Technology averages are not displayed in this report because fewer than eight grantees responded to the survey.

**Grant Amount:** Using the grantee list provided by Archstone, CEP tagged grantees based on their Grant Amount.

**Respondent Gender:** Using data grantees provided in the survey, CEP tagged grantees based on their gender identity.

**Respondent Person of Color Identity (US Only):** Using data grantees provided in the survey, CEP tagged grantees based on their Person of Color identity.

#### Subgroup Differences

In order to perform statistical analysis, CEP requires at least 10 respondents per subgroup. Subgroups with less than 10 respondents are examined at the trend level, noting differences of 0.3 from Archstone's overall rating. A "significant" difference refers to statistical significance.

**Catchfire Invite:** No group consistently rates higher or lower than others when grantees are segmented by whether or not they received a Catchfire Invite.

**Geographical Area Served:** No group consistently rates higher or lower than others when grantees are segmented by Geographical Area Served.

**Priority Area:** No group consistently rates higher or lower than others when grantees are segmented by Priority Area.

**Grant Amount:** No group consistently rates higher or lower than others when grantees are segmented by Grant Amount.

**Respondent Gender:** No group consistently trends higher or lower when grantees are segmented by their Gender.

**Respondent Person of Color Identity (US Only):** No group consistently rates higher or lower than others when grantees are segmented by their Person of Color Identity.

### Applicant Data

#### Subgroup Methodology

**Catchfire Invite:** Using the applicant list provided by Archstone, CEP tagged applicant based on whether or not they received a Catchfire Invite.

**Total Amount Requested:** Using the applicant list provided by Archstone, CEP tagged applicant based on Total Amount Requested.

**Respondent Gender:** Using data applicants provided in the survey, CEP tagged applicants based on their gender identity.

**Respondent Person of Color Identity (US Only):** Using data applicants provided in the survey, CEP tagged applicants based on their Person of Color identity.

**Respondents' Intersectional Identities (US Only):** Using data applicants provided in the survey, CEP tagged applicants based on their gender and Person of Color identity.

#### Subgroup Differences

In order to perform statistical analysis, CEP requires at least 10 respondents per subgroup. Subgroups with less than 10 respondents are examined at the trend level, noting differences of 0.3 from Archstone's overall rating. A "significant" difference refers to statistical significance.

**Catchfire Invite:** Ratings from applicants who received a Catchfire Invite trend higher on most measures of the survey.

**Total Amount Requested:** No group consistently rates higher or lower than others when applicants are segmented by Total Amount Requested.

**Respondent Gender:** No group consistently rates higher or lower than others when applicants are segmented by their Gender.

**Respondent Person of Color Identity (US Only):** Respondents who identify as People of Color rate significantly lower than respondents who do not identify as People of Color for Archstone's impact on their fields, understanding of applicants' fields and contextual factors, and their agreement that the Foundation has clearly communicated what DEI means for its work. For more information, please see the "Applicant Respondent Demographics" section [here](#).

## Comparative Cohorts

### Customized Cohort

Archstone selected a set of 15 funders to create a smaller comparison group for the grantee data that more closely resembles Archstone in scale and scope.

#### Custom Cohort

Archstone Foundation
Bader Philanthropies, Inc.
Episcopal Health Foundation
Maine Health Access Foundation
Moses Taylor Foundation
New York Health Foundation
Paso del Norte Health Foundation
Quantum Foundation
The California Wellness Foundation
The Jacob and Valeria Langeloth Foundation
The John A. Hartford Foundation, Inc.
The PATH Foundation
The Ralph M. Parsons Foundation
Tufts Health Plan Foundation
Weingart Foundation

### Standard Cohorts

CEP also included 19 standard GPR cohorts to allow for comparisons to a variety of different types of funders.

### Strategy Cohorts

Cohort Name	Count	Description
Small Grant Providers	37	Funders with median grant size of \$20K or less
Large Grant Providers	99	Funders with median grant size of \$200K or more
High Touch Funders	38	Funders for which a majority of grantees report having contact with their primary contact monthly or more often
Intensive Non-Monetary Assistance Providers	36	Funders that provide at least 30% of grantees with comprehensive or field-focused assistance as defined by CEP
Proactive Grantmakers	103	Funders that make at least 90% of grants by invitation only
Responsive Grantmakers	99	Funders that make at most 10% of grants by invitation only
Intermediary Funders	36	Funders that primarily regrant philanthropic dollars
International Funders	62	Funders that fund outside of their own country
European Funders	28	Funders that are headquartered in Europe

### Annual Giving Cohorts

Cohort Name	Count	Description
Funders Giving Less Than \$5 Million	61	Funders with annual giving of less than \$5 million
Funders Giving \$50 Million or More	83	Funders with annual giving of \$50 million or more

**Foundation Type Cohorts**

Cohort Name	Count	Description
Private Foundations	163	All private foundations in the GPR dataset
Family Foundations	78	All family foundations in the GPR dataset
Community Foundations	41	All community foundations in the GPR dataset
Health Conversion Foundations	31	All health conversion foundations in the GPR dataset
Corporate Foundations	23	All corporate foundations in the GPR dataset

**Other Cohorts**

Cohort Name	Count	Description
Funders Outside the United States	45	Funders that are primarily based outside the United States
Recently Established Foundations	24	Funders that were established in 2000 or later
Funders Surveyed During COVID-19	98	Funders who surveyed grantees during COVID-19 (GPR only)

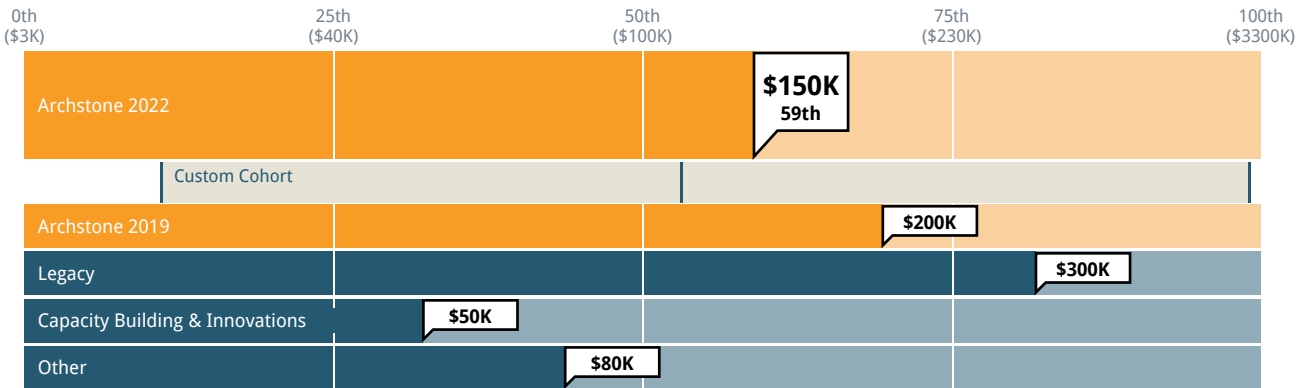
## Grantmaking and Application Characteristics

Foundations make different choices about the ways they organize themselves, structure their grants, and the types of grantees they support. The following tables show some of these important characteristics. The information is based on self-reported data from funders, grantees, and applicants, and further detail is available in the Contextual Data section of this report.

### Grant Size

#### Grantee Responses

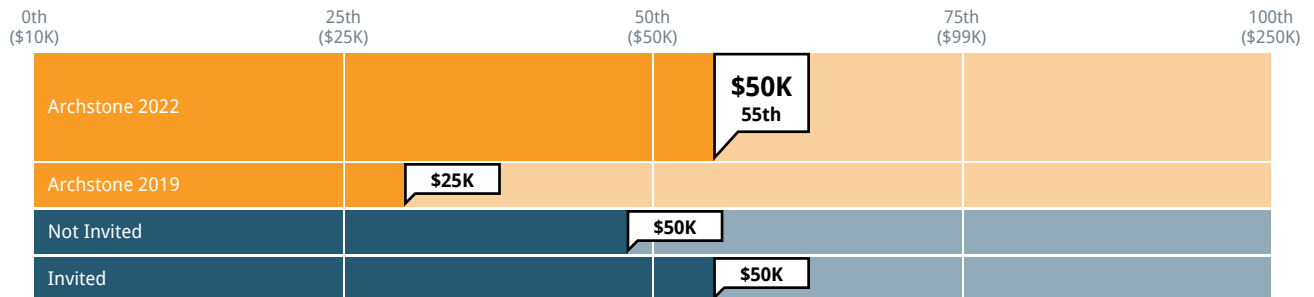
##### Median Grant Size



Cohort: Custom Cohort Past results: on Subgroup: Priority Area

#### Applicant Responses

##### Median Grant Request Size

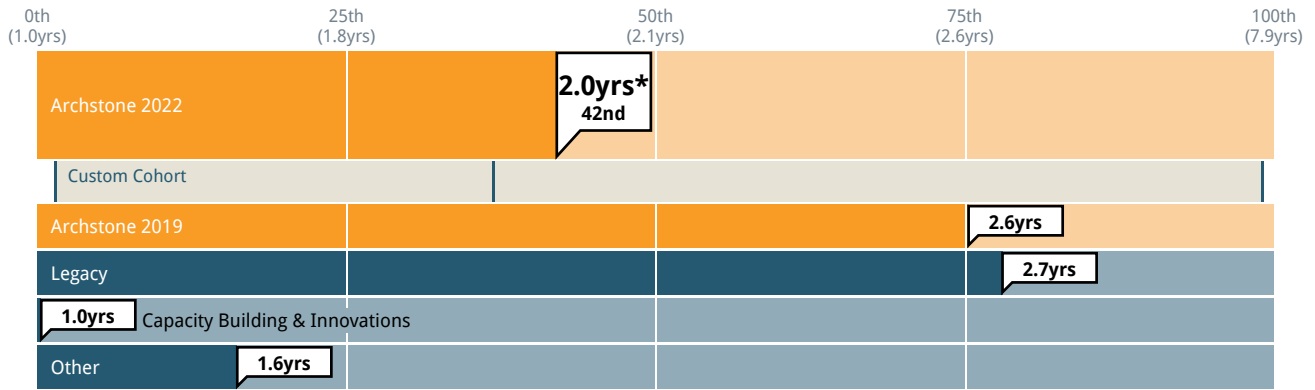


Cohort: None Past results: on Subgroup: Catchafire Invite - APR

### Grant Length

Grantee Responses

Average Grant Length

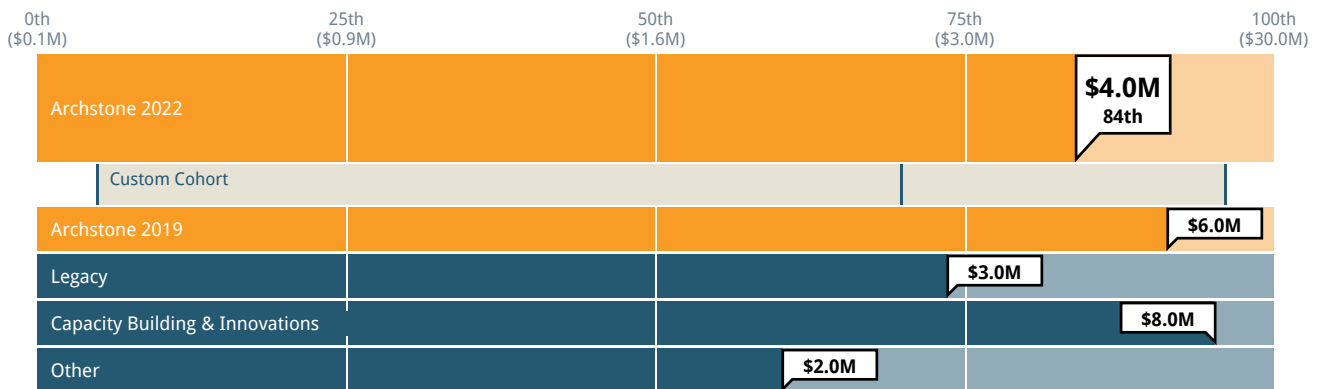


Cohort: Custom Cohort Past results: on Subgroup: Priority Area

Grantee/Applicant Budget

Grantee Responses

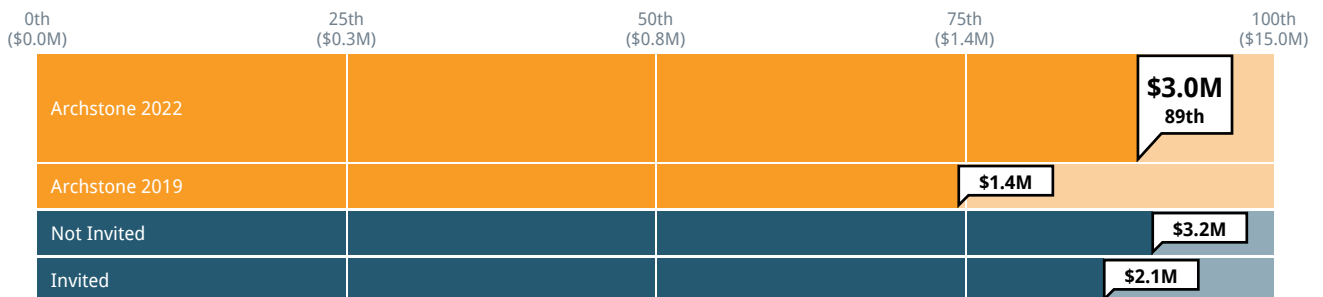
Median Organizational Budget



Cohort: Custom Cohort Past results: on Subgroup: Priority Area

Applicant Responses

Median Organizational Budget



Cohort: None Past results: on Subgroup: Catchafire Invite - APR

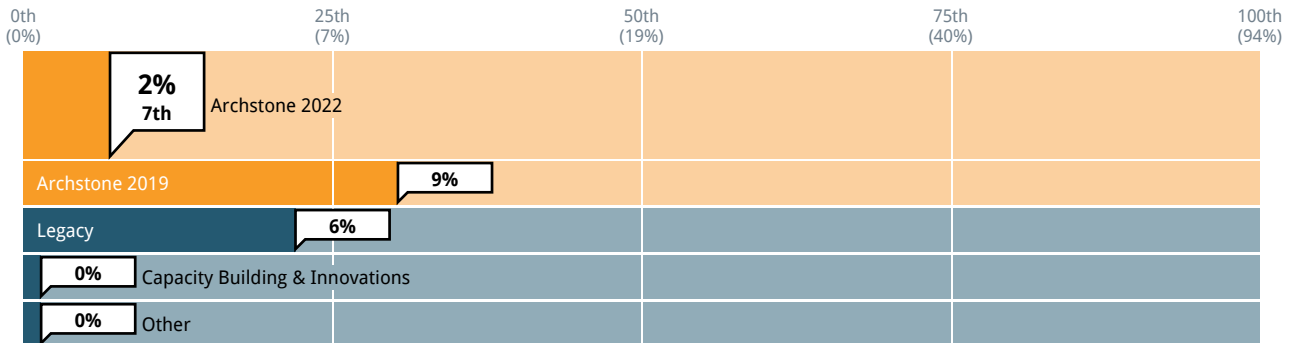
## Type of Grant Awarded/Requested

### Grantee Responses

#### Grantee Responses

#### Proportion of Unrestricted Funding

Proportion of grantees responding 'No, this funding was not restricted to a specific use (e.g. general operating, core support)'



Cohort: None Past results: on Subgroup: Priority Area

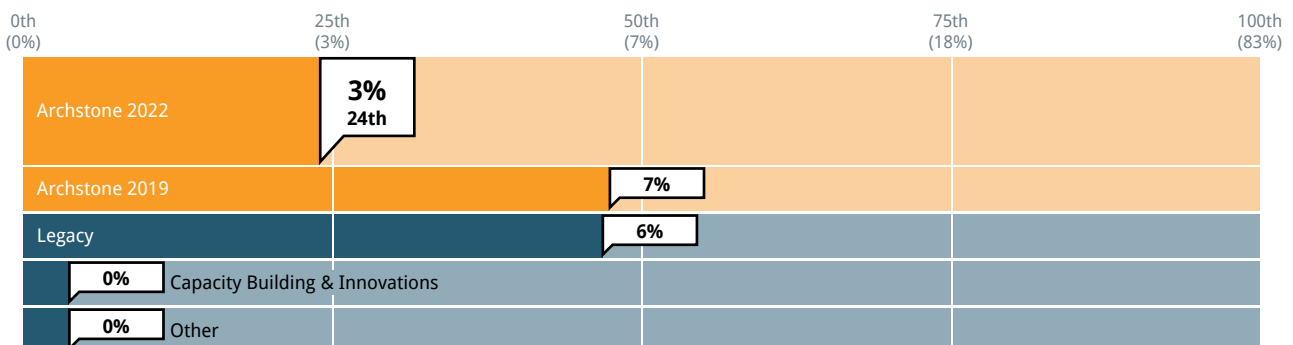
Selected Cohort: Custom Cohort

Grant History	Archstone 2022	Archstone 2019	Average Funder	Custom Cohort
Percentage of first-time grants	32%	33%	29%	30%

#### Grantee Responses

#### Proportion of grantees receiving multi-year unrestricted grants

Proportion of grantees that report receiving grants for two years or longer and who report receiving general operating support funding that was not restricted to a specific use.



Cohort: None Past results: on Subgroup: Priority Area




## Applicant Responses

The following question was recently added to the applicant survey and depicts comparative data from fewer than 25 funders in the declined applicant dataset.

### Was the grant proposal you submitted for funding restricted to a specific use?

- No, the grant proposal was for funding not restricted to a specific use (i.e. general operating, core support)
- Yes, the grant proposal was for restricted funding (e.g. support a specific program, project, capital need, etc.)



Cohort: None Past results: on

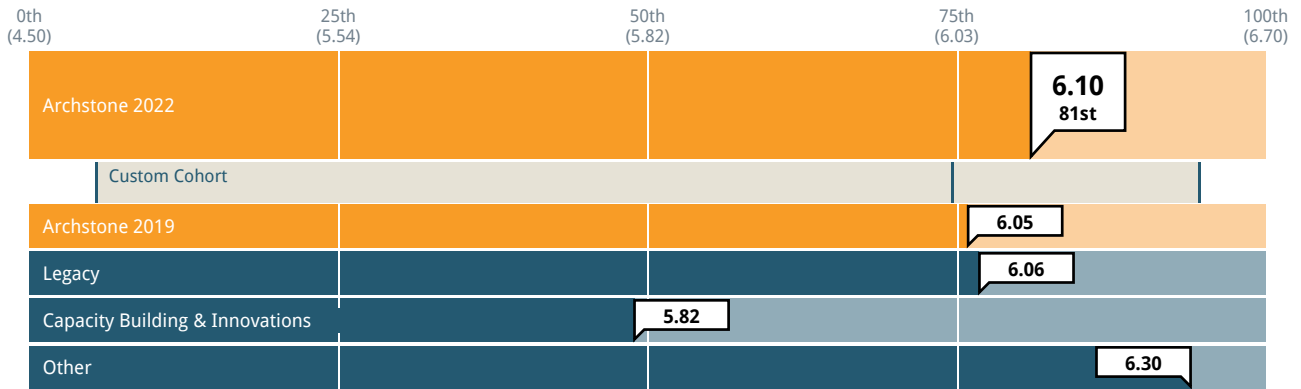
Selected Cohort: Custom Cohort				
Program Staff Load	Archstone 2022	Archstone 2019	Median Funder	Custom Cohort
Dollars awarded per program full-time employee	\$0.9M	\$1.2M	\$2.7M	\$2.3M
Applications per program full-time employee	10	31	26	27
Active grants per program full-time employee	14	13	32	28

## Impact on and Understanding of Fields

### Grantee Responses

Overall, how would you rate the Foundation's impact on your field?

1 = No impact    7 = Significant positive impact

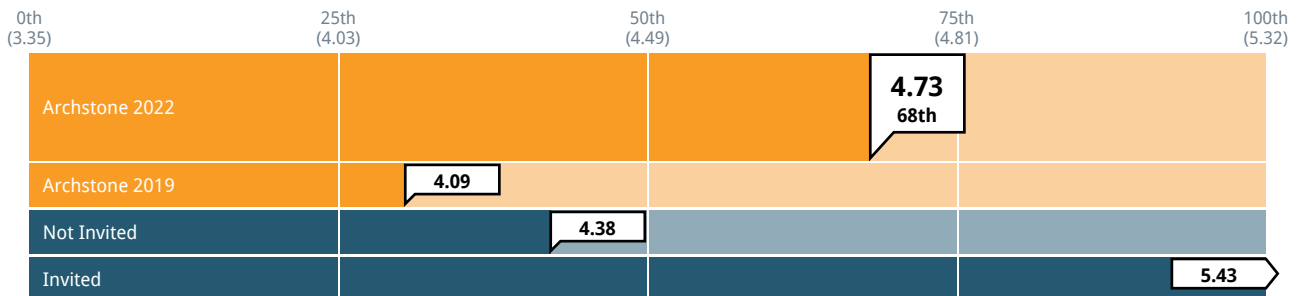


Cohort: Custom Cohort    Past results: on    Subgroup: Priority Area

### Applicant Responses

Overall, how would you rate the Foundation's impact on your field?

1 = No impact    7 = Significant positive impact



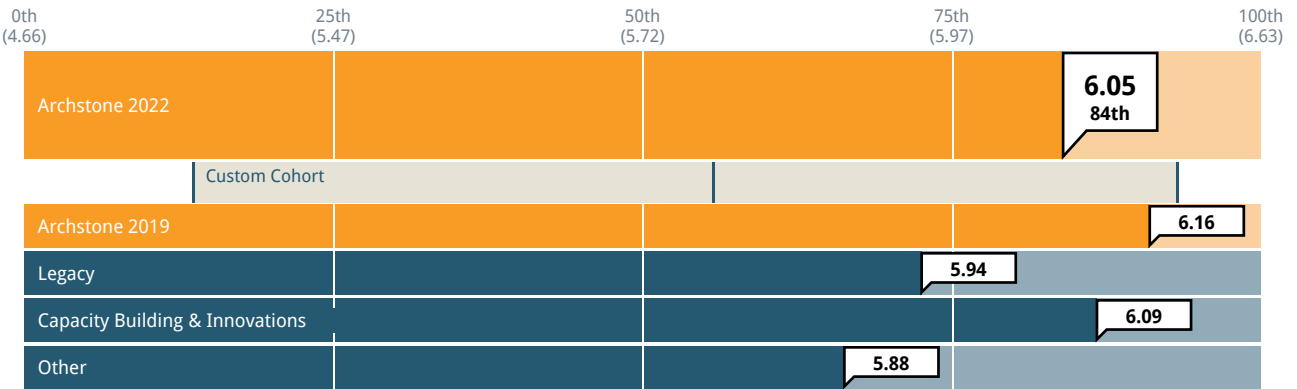
Cohort: None    Past results: on    Subgroup: Catchafire Invite - APR

## Understanding of Fields

### Grantee Responses

#### How well does the Foundation understand the field in which you work?

1 = Limited understanding of the field    7 = Regarded as an expert in the field

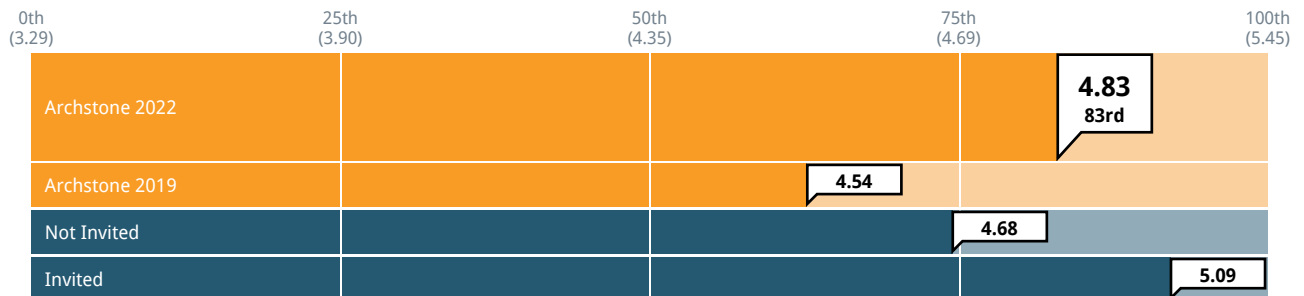


Cohort: Custom Cohort    Past results: on    Subgroup: Priority Area

### Applicant Responses

#### How well does the Foundation understand the field in which you work?

1 = Limited understanding of the field    7 = Regarded as an expert in the field



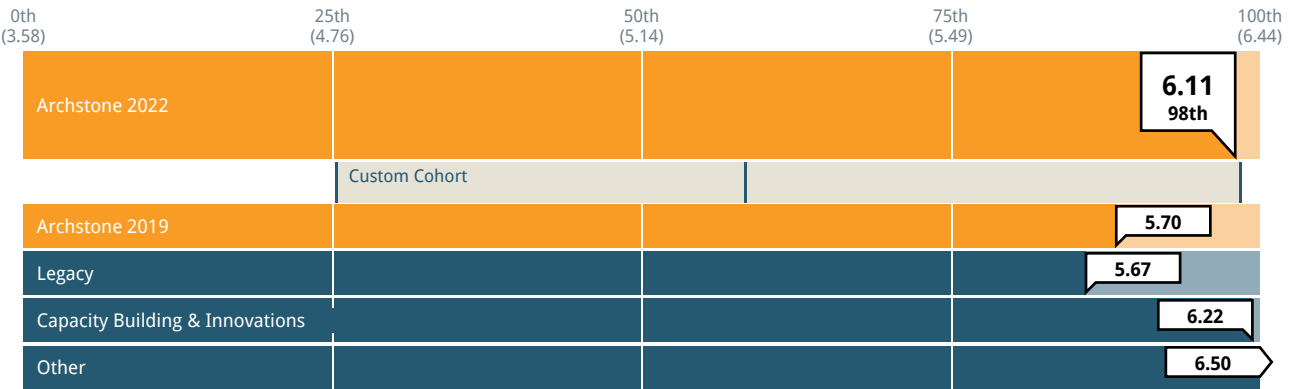
Cohort: None    Past results: on    Subgroup: Catchfire Invite - APR

## Advancing Knowledge and Public Policy

### Grantee Responses

To what extent has the Foundation advanced the state of knowledge in your field?

1 = Not at all 7 = Leads the field to new thinking and practice

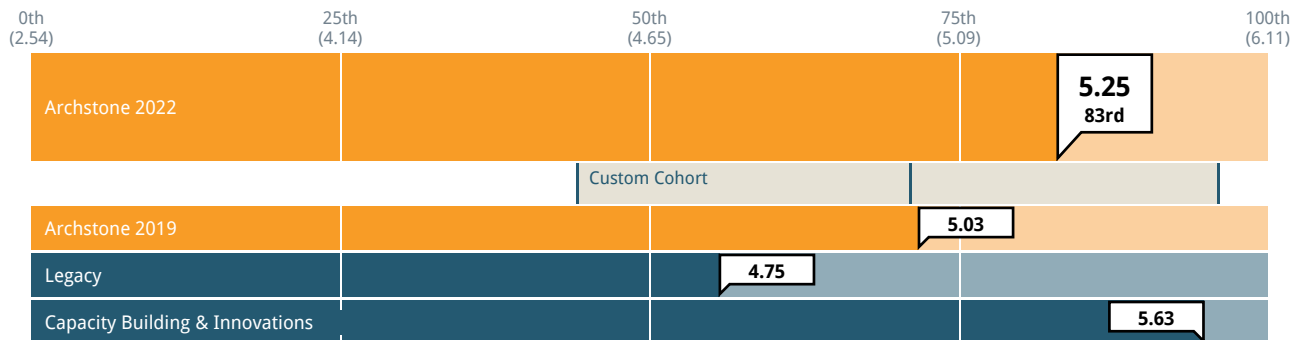


Cohort: Custom Cohort Past results: on Subgroup: Priority Area

### Grantee Responses

To what extent has the Foundation affected public policy in your field?

1 = Not at all 7 = Major influence on shaping public policy



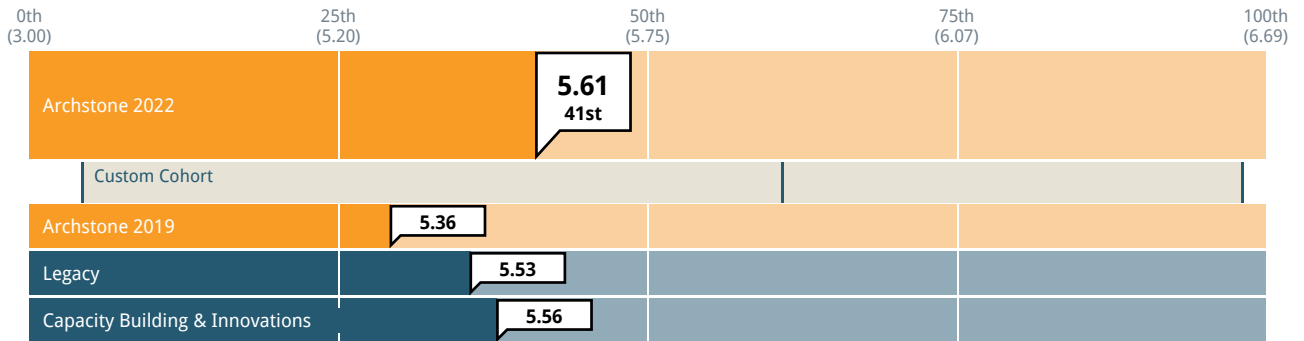
Cohort: Custom Cohort Past results: on Subgroup: Priority Area

## Impact on and Understanding of Local Communities

### Grantee Responses

Overall, how would you rate the Foundation's impact on your local community?

1 = No impact 7 = Significant positive impact

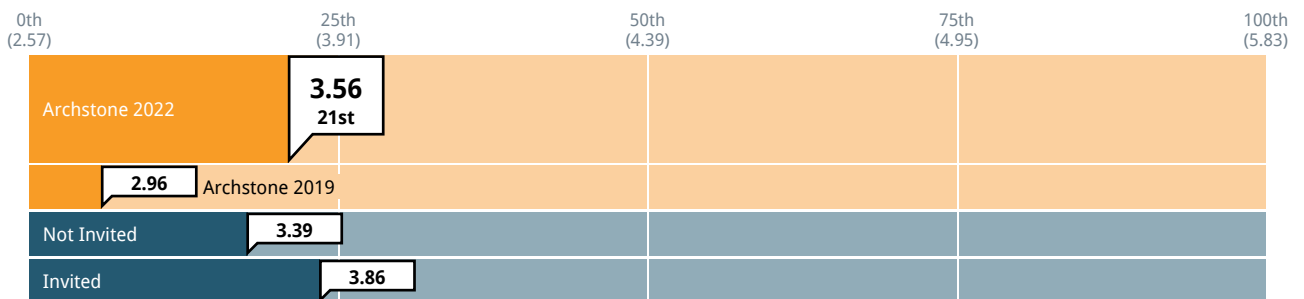


Cohort: Custom Cohort Past results: on Subgroup: Priority Area

### Applicant Responses

Overall, how would you rate the Foundation's impact on your local community?

1 = No impact 7 = Significant positive impact



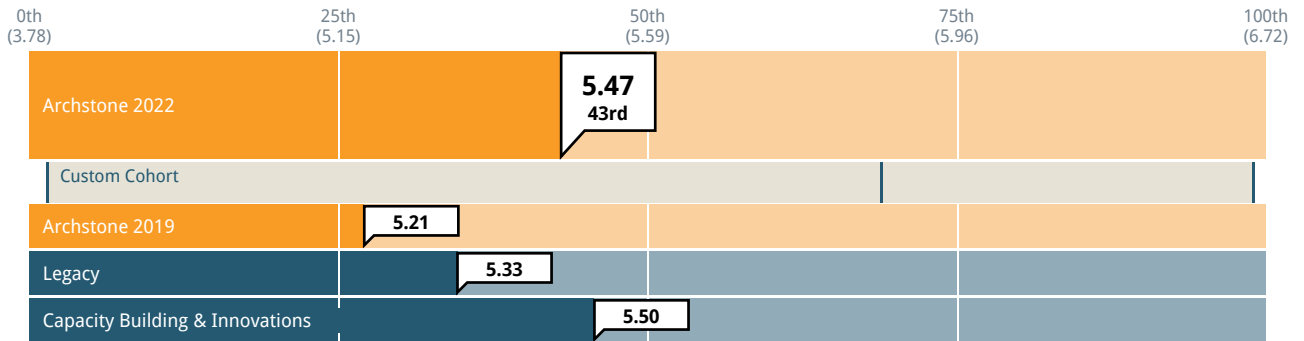
Cohort: None Past results: on Subgroup: Catchafire Invite - APR

## Understanding of Local Communities

### Grantee Responses

How well does the Foundation understand the local community in which you work?

1 = Limited understanding of the community    7 = Regarded as an expert in the community

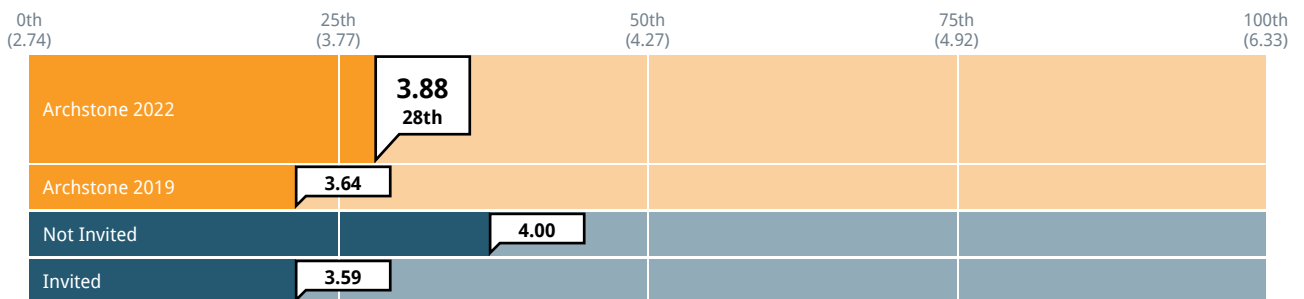


Cohort: Custom Cohort    Past results: on    Subgroup: Priority Area

### Applicant Responses

How well does the Foundation understand the local community in which you work?

1 = Limited understanding of the community    7 = Regarded as an expert in the community




Cohort: None    Past results: on    Subgroup: Catchafire Invite - APR

## Impact on and Understanding of Organizations

### Grantee Responses

Overall, how would you rate the Foundation's impact on your organization?

1 = No impact    7 = Significant positive impact



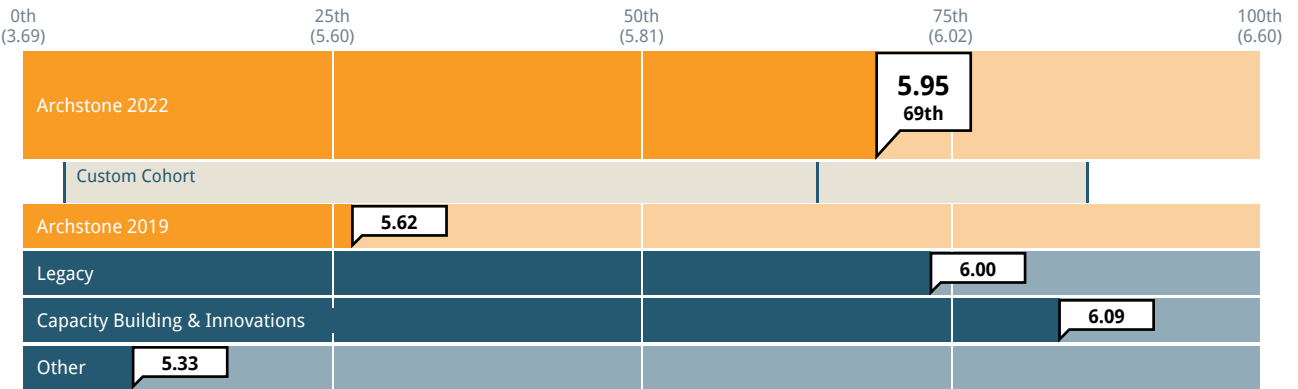
Cohort: Custom Cohort    Past results: on    Subgroup: Priority Area

## Understanding of Organizations

### Grantee Responses

How well does the Foundation understand your organization's strategy and goals?

1 = Limited understanding 7 = Thorough understanding

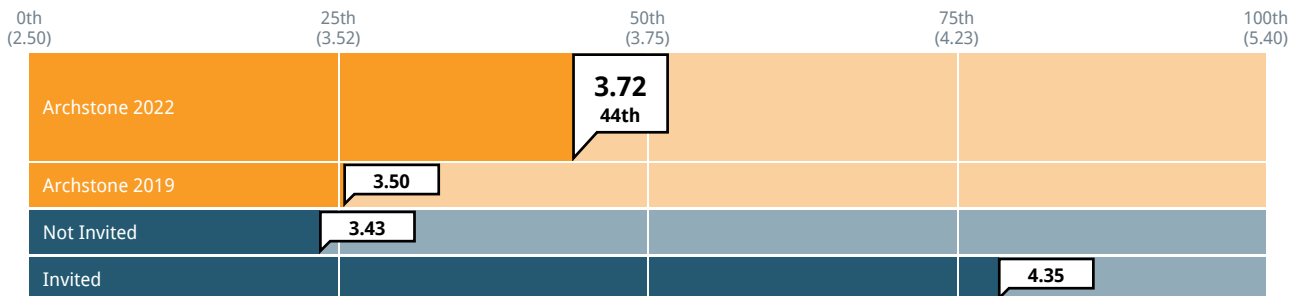


Cohort: Custom Cohort Past results: on Subgroup: Priority Area

### Applicant Responses

How well does the Foundation understand your organization's strategy and goals?

1 = Limited understanding 7 = Thorough understanding



Cohort: None Past results: on Subgroup: Catchafire Invite - APR

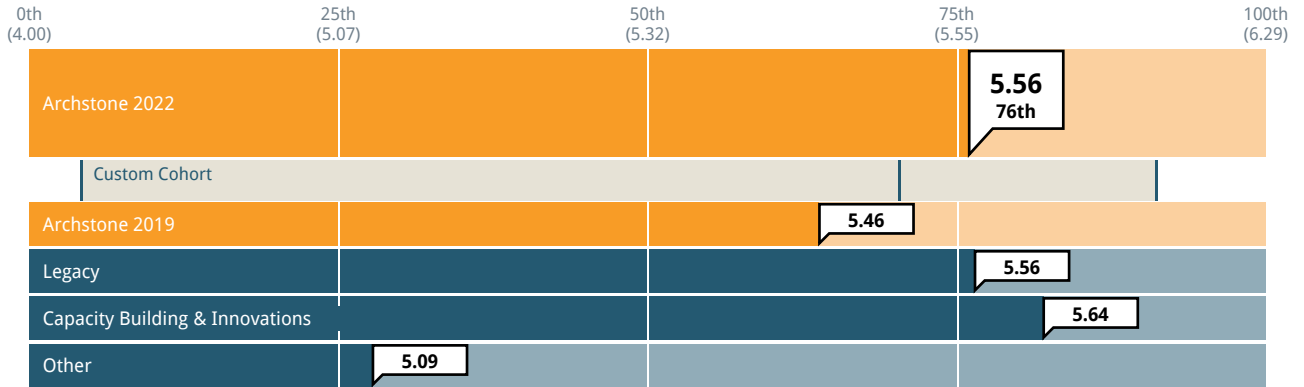


## Grantee and Applicant Challenges

### Grantee Responses

How aware is the Foundation of the challenges that your organization is facing?

1 = Not at all aware 7 = Extremely aware

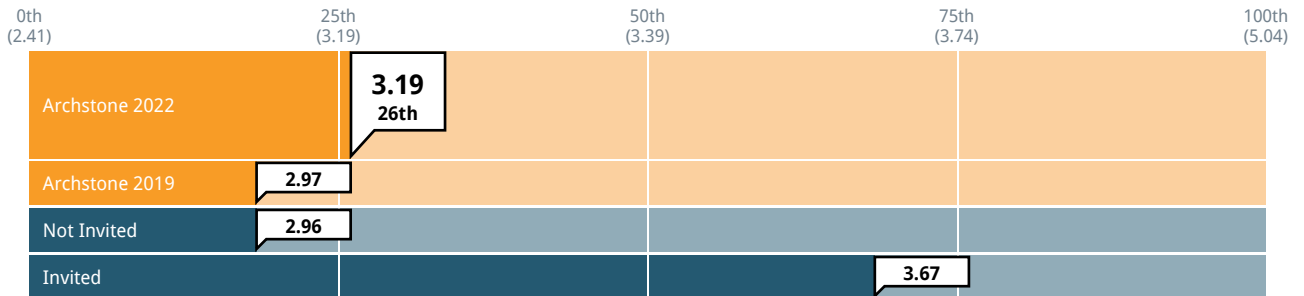


Cohort: Custom Cohort Past results: on Subgroup: Priority Area

### Applicant Responses

How aware is the Foundation of the challenges that your organization is facing?

1 = Not at all aware 7 = Extremely aware



Cohort: None Past results: on Subgroup: Catchafire Invite - APR

## Non-Monetary Assistance

### Did you receive any non-monetary support from the Foundation during this grant period?

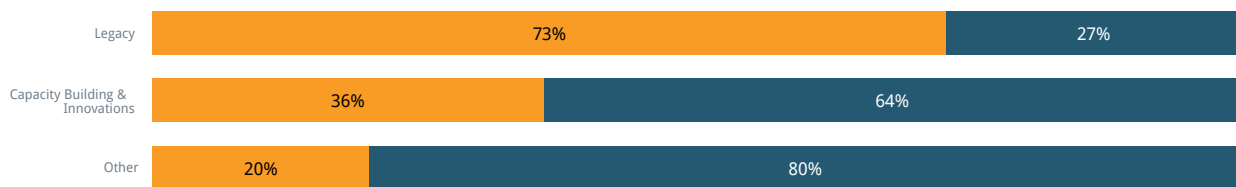
Yes No



Cohort: None Past results: on

### Did you receive any non-monetary support from the Foundation during this grant period? - By Subgroup

Yes No



Subgroup: Priority Area

Please note that the following question was only asked of respondents who indicated "yes" to receiving non-monetary support in the previous question.

### How would you describe the benefit - to your organization or work - of any non-monetary support that you received?

No benefit A minor benefit A moderate benefit A major benefit



Cohort: None Past results: on

### How would you describe the benefit - to your organization or work - of any non-monetary support that you received? - By Subgroup

No benefit A minor benefit A moderate benefit A major benefit



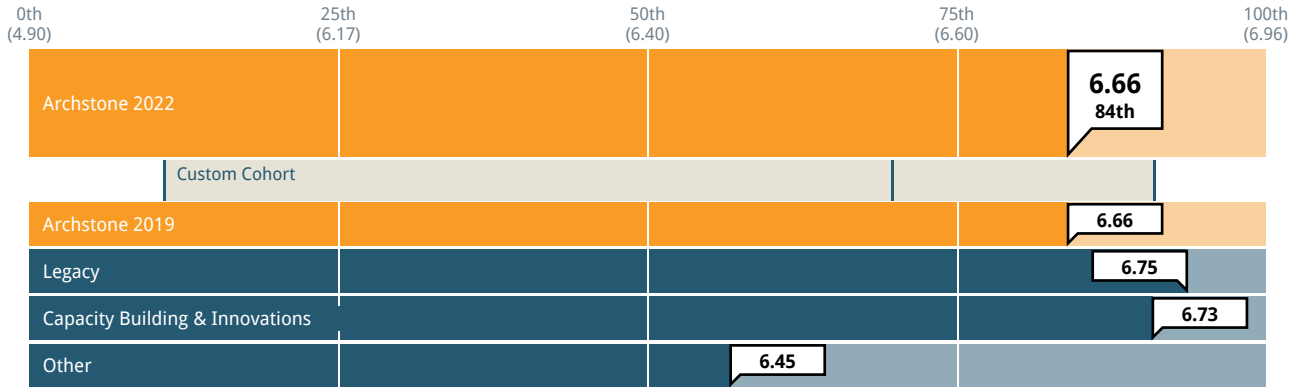
Subgroup: Priority Area

## Interactions

### Grantee Responses

#### Overall, how responsive was Foundation staff?

1 = Not at all responsive 7 = Extremely responsive

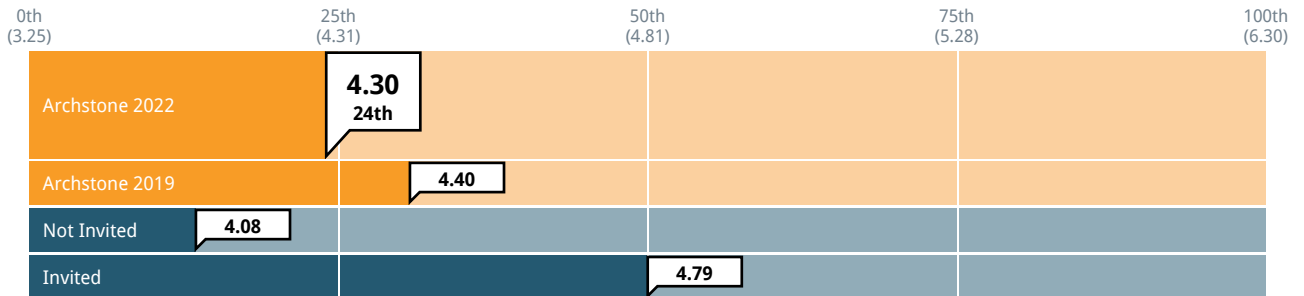


Cohort: Custom Cohort Past results: on Subgroup: Priority Area

### Applicant Responses

#### Overall, how responsive was Foundation staff?

1 = Not at all responsive 7 = Extremely responsive



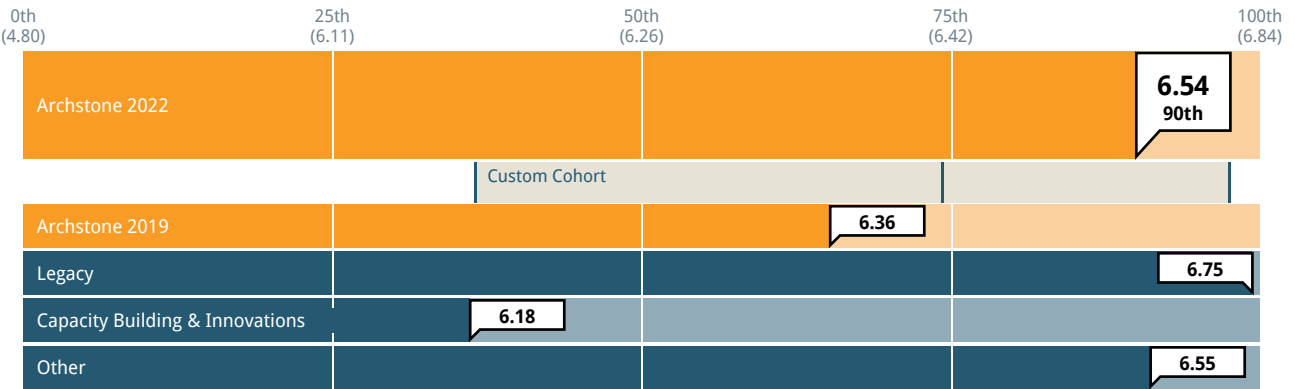
Cohort: None Past results: on Subgroup: Catchfire Invite - APR

## Grantee Ratings

### Grantee Responses

How comfortable do you feel approaching the Foundation if a problem arises?

1 = Not at all comfortable 7 = Extremely comfortable

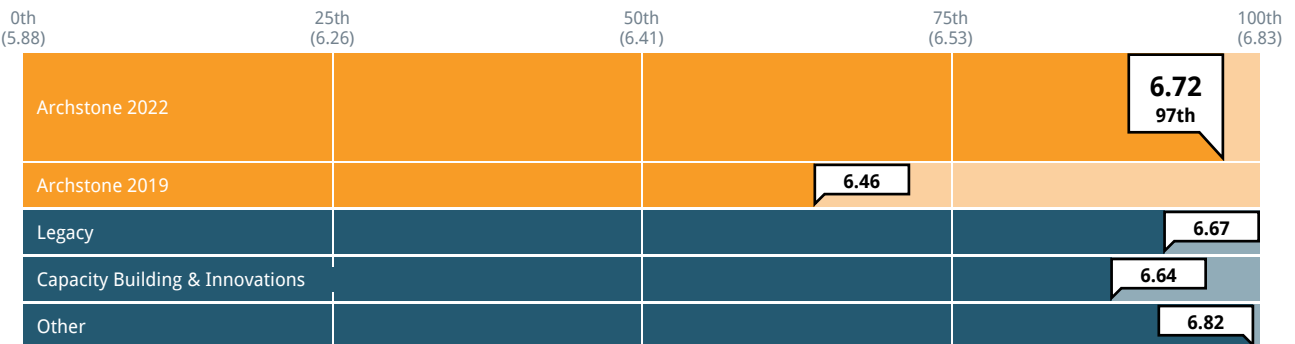


Cohort: Custom Cohort Past results: on Subgroup: Priority Area

### Grantee Responses

To what extent did the Foundation exhibit trust in your organization's staff during this grant?

1 = Not at all 4 = Somewhat 7 = To a great extent

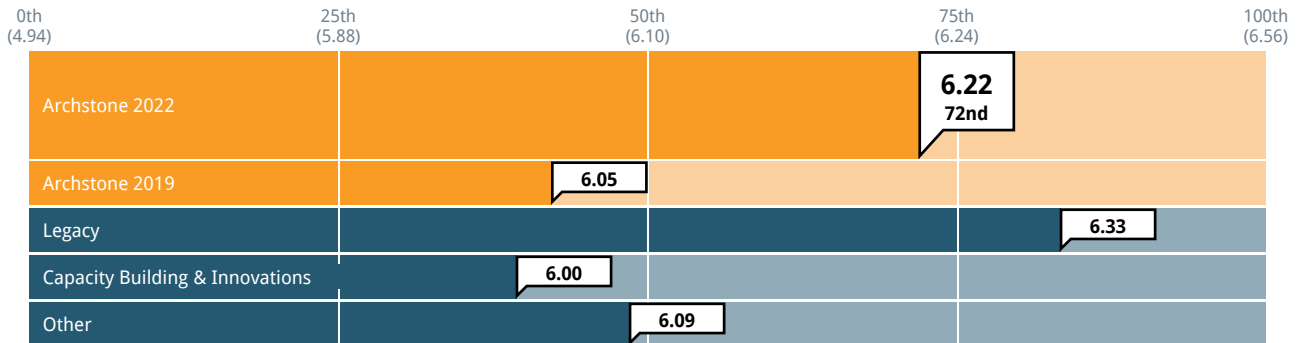


Cohort: None Past results: on Subgroup: Priority Area

**Grantee Responses**

**To what extent did the Foundation exhibit candor about the Foundation's perspectives on your work during this grant?**

1 = Not at all    4 = Somewhat    7 = To a great extent

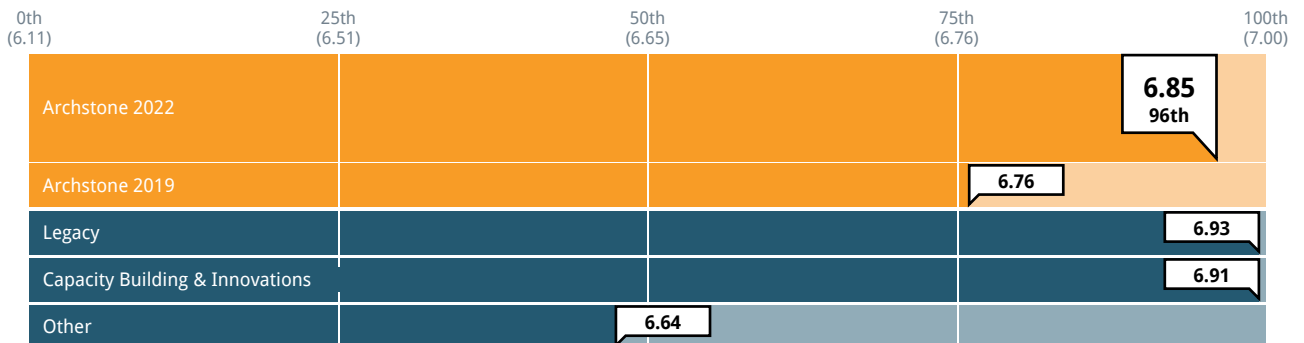


Cohort: None    Past results: on    Subgroup: Priority Area

**Grantee Responses**

**To what extent did the Foundation exhibit respectful interaction during this grant?**

1 = Not at all    4 = Somewhat    7 = To a great extent

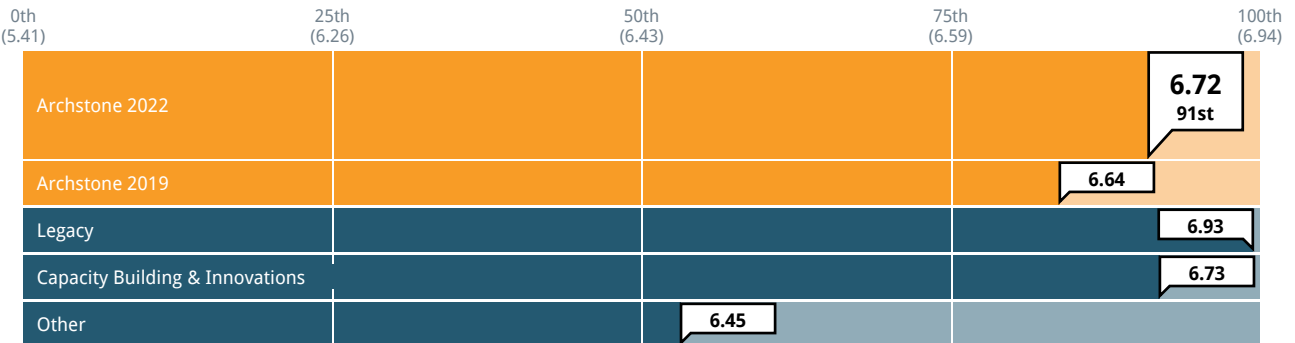


Cohort: None    Past results: on    Subgroup: Priority Area

**Grantee Responses**

**To what extent did the Foundation exhibit compassion for those affected by your work during this grant?**

1 = Not at all    4 = Somewhat    7 = To a great extent

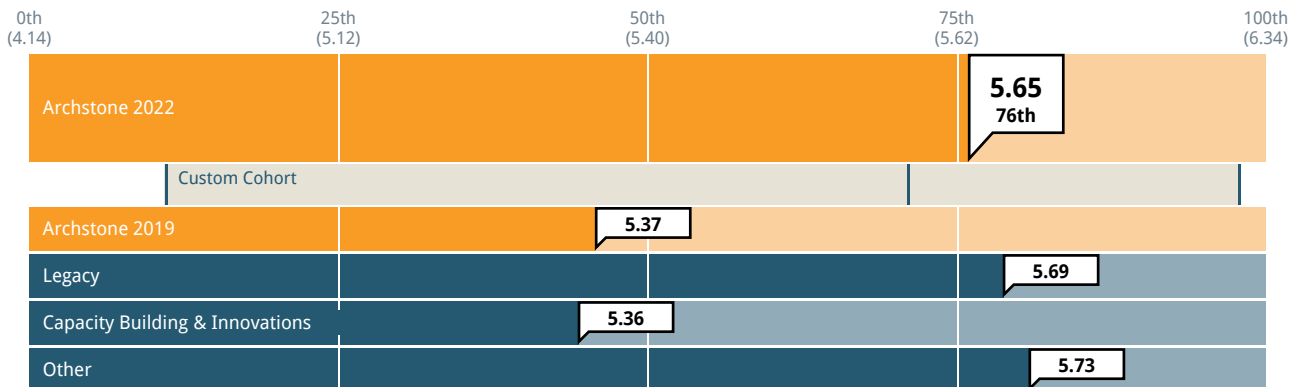


Cohort: None    Past results: on    Subgroup: Priority Area

**Grantee Responses**

**To what extent is the Foundation open to ideas from grantees about its strategy?**

1 = Not at all    7 = To a great extent



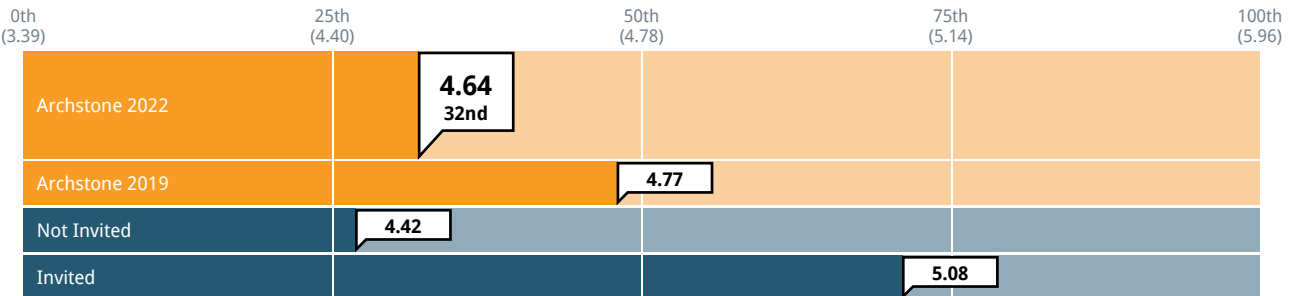
Cohort: Custom Cohort    Past results: on    Subgroup: Priority Area

## Applicant Ratings

### Applicant Responses

Overall, how fairly did the Foundation treat you?

1 = Not at all fairly 7 = Extremely fairly

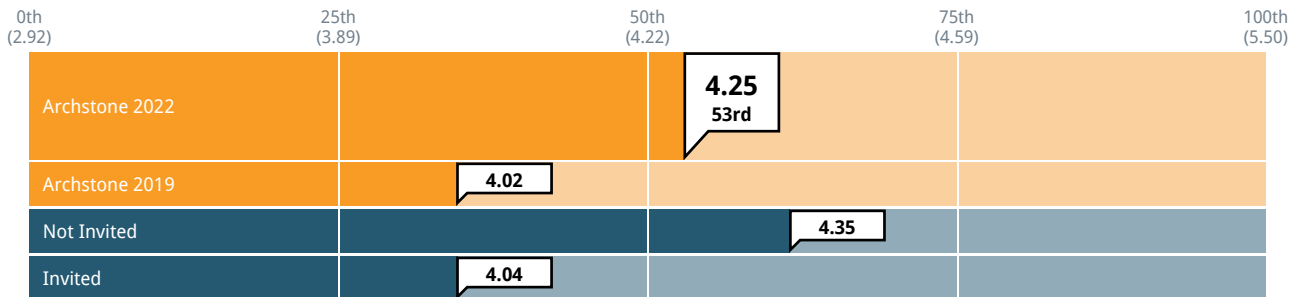


Cohort: None Past results: on Subgroup: Catchafire Invite - APR

### Applicant Responses

How accessible do you believe the Foundation is to applicants?

1 = Some organizations are favored over others 7 = Everyone has equal access

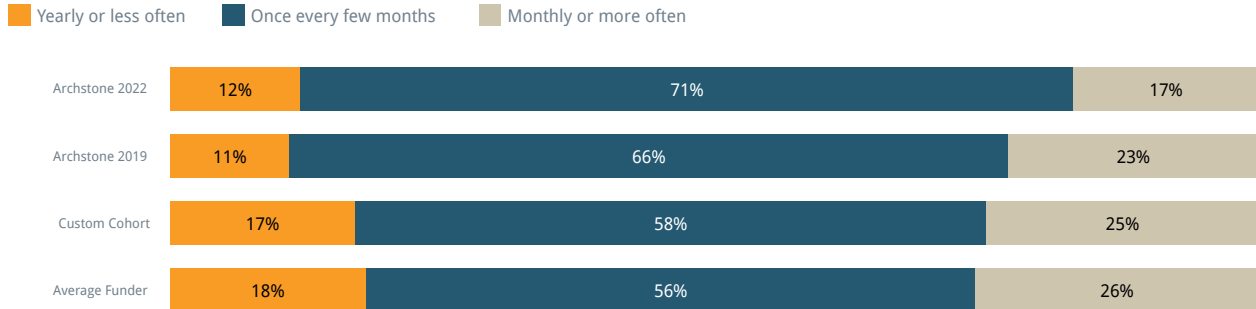


Cohort: None Past results: on Subgroup: Catchafire Invite - APR

## Grantee Interaction Patterns

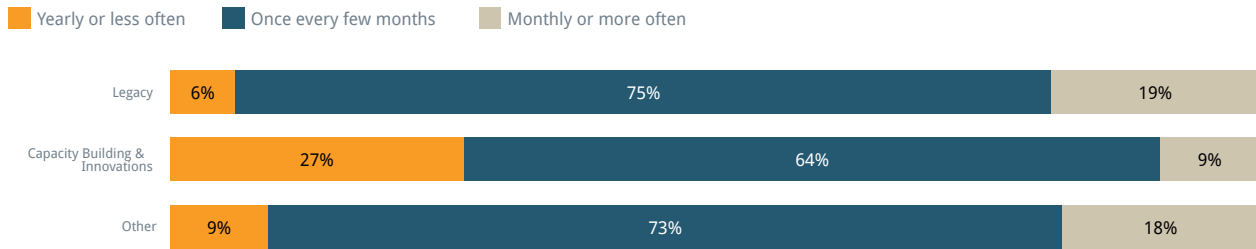
### Grantee Responses

#### How often do/did you have contact with your primary contact during this grant?



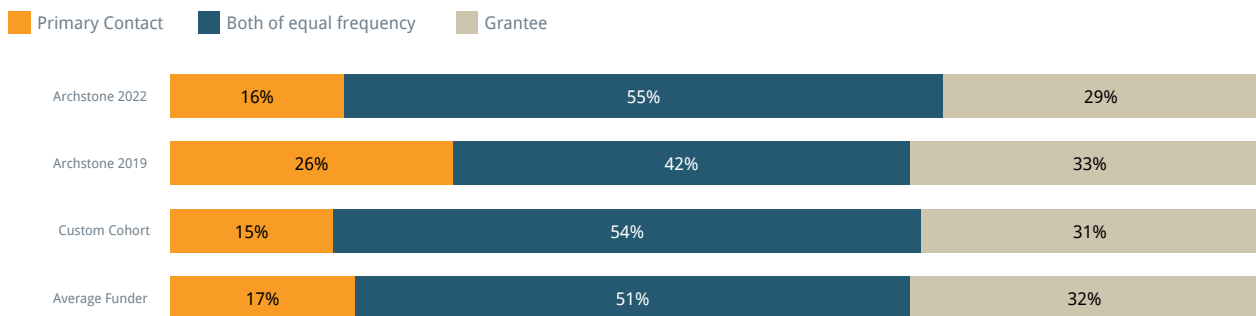
Cohort: Custom Cohort Past results: on

#### How often do/did you have contact with your primary contact during this grant? - By Subgroup



Subgroup: Priority Area

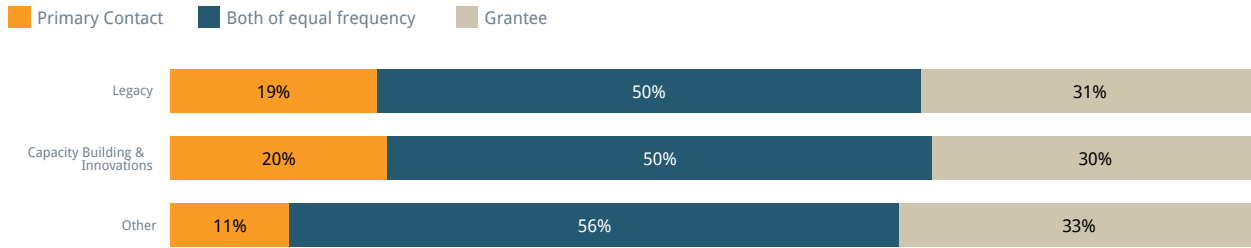
#### Who most frequently initiated the contact you had with your primary contact during this grant?



Cohort: Custom Cohort Past results: on



Who most frequently initiated the contact you had with your primary contact during this grant? - By Subgroup

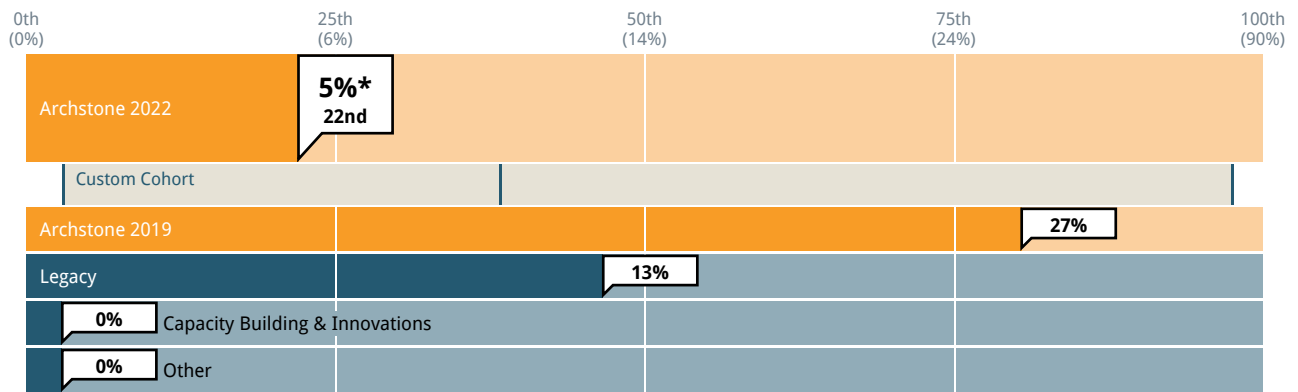


Subgroup: Priority Area

Grantee Responses

Has your main contact at the Foundation changed in the past six months?

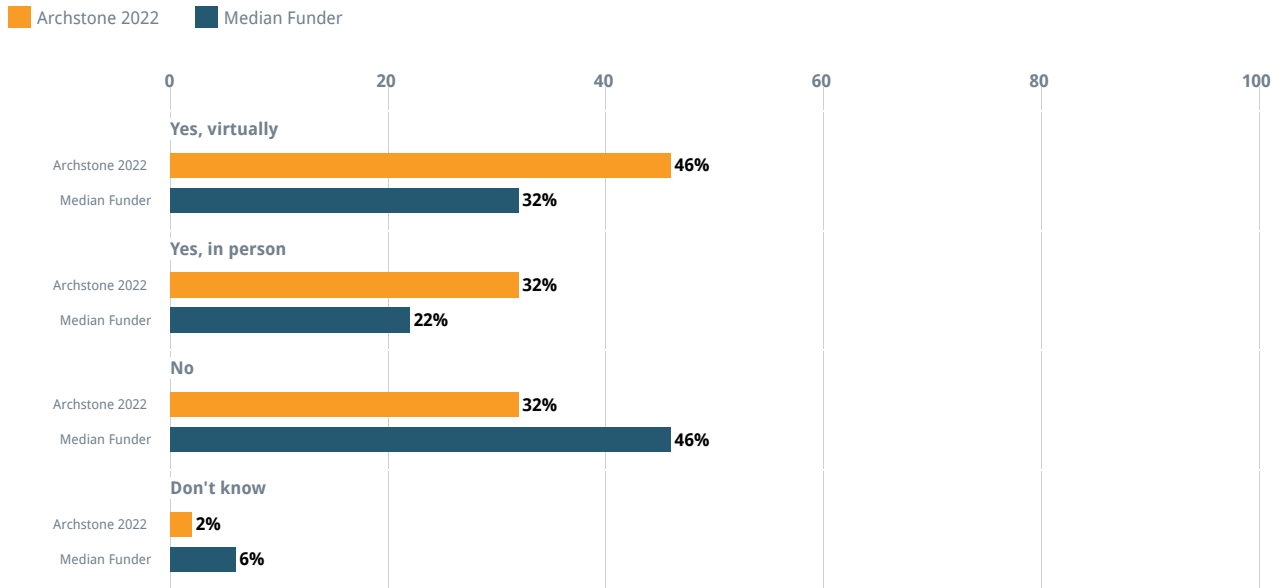
Proportion of grantees responding 'Yes'



Cohort: Custom Cohort Past results: on Subgroup: Priority Area

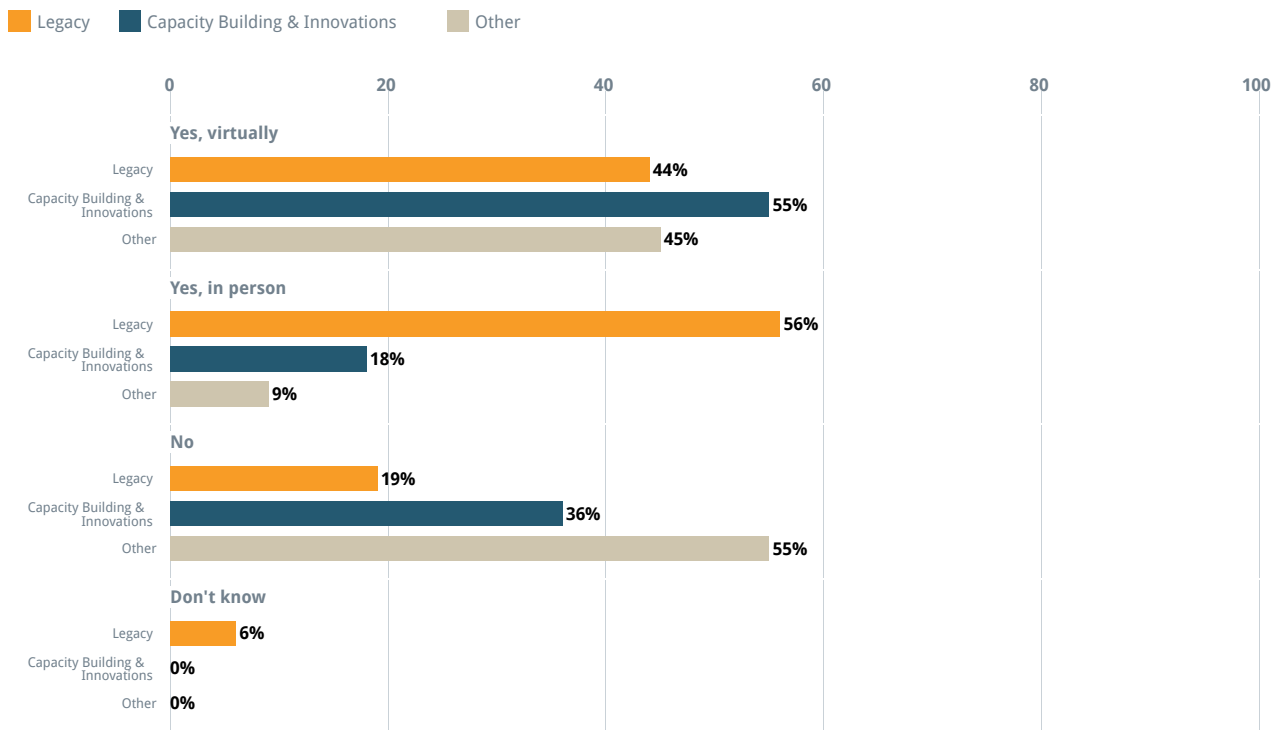
The following question was recently added to the grantee survey and does not yet have comparative data.

**At any point during this grant, including the selection process, did the Foundation staff visit your offices or programs?**



Cohort: None Past results: on

**At any point during this grant, including the selection process, did the Foundation staff visit your offices or programs? - By Subgroup**



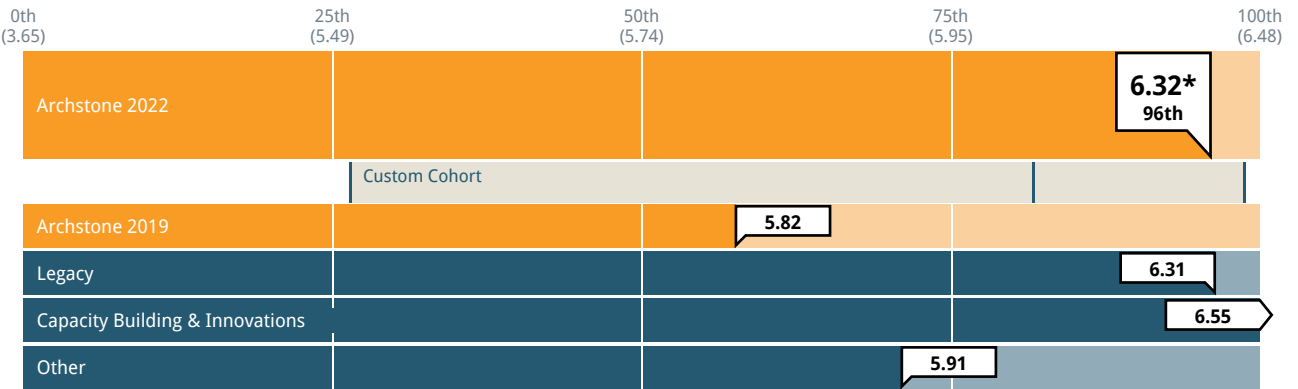
Subgroup: Priority Area

## Communication

### Grantee Responses

How clearly has the Foundation communicated its goals and strategy to you?

1 = Not at all clearly 7 = Extremely clearly

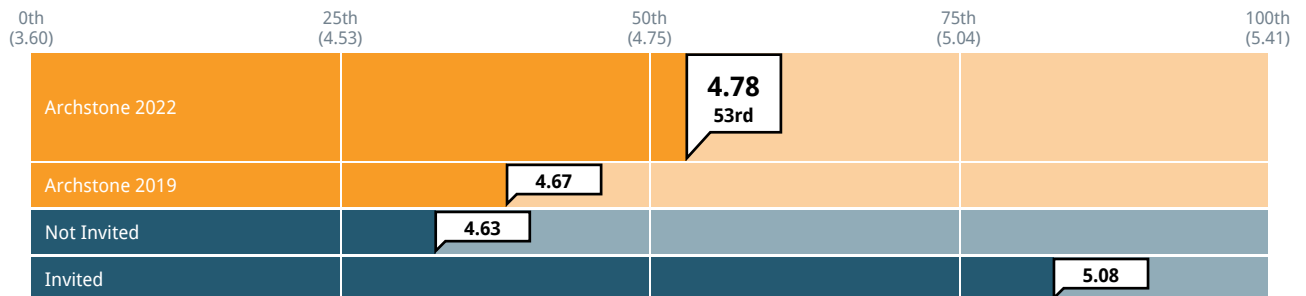


Cohort: Custom Cohort Past results: on Subgroup: Priority Area

### Applicant Responses

How clearly has the Foundation communicated its goals and strategy to you?

1 = Not at all clearly 7 = Extremely clearly

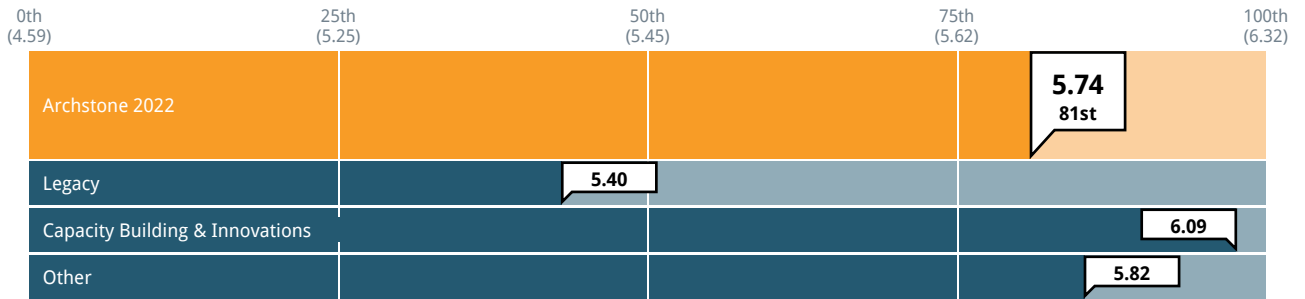


Cohort: None Past results: on Subgroup: Catchfire Invite - APR

**Grantee Responses**

**How well do you understand the way in which the work funded by this grant fits into the Foundation's broader efforts?**

1 = Limited understanding    7 = Thorough understanding



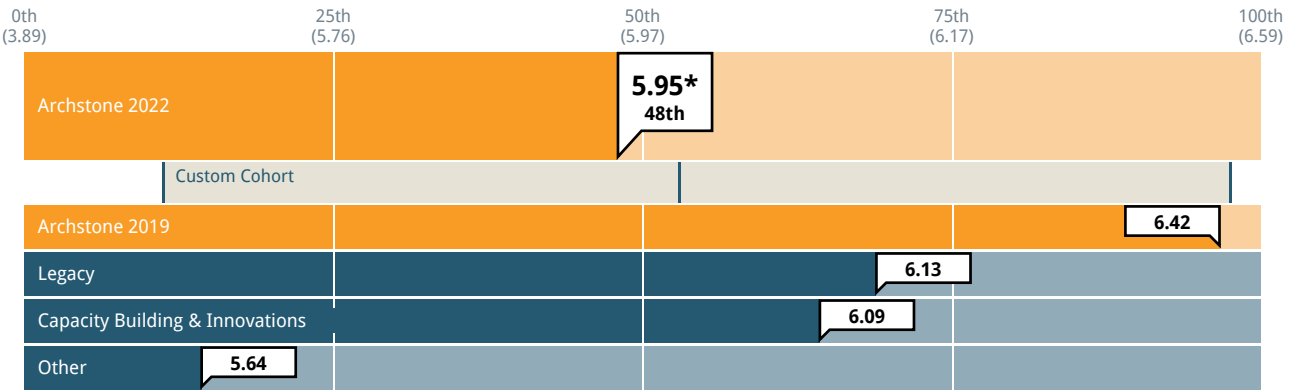
Cohort: None    Past results: on    Subgroup: Priority Area

## Consistency of Communication

### Grantee Responses

How consistent was the information provided by different communication resources, both personal and written, that you used to learn about the Foundation?

1 = Not at all consistent 7 = Completely consistent

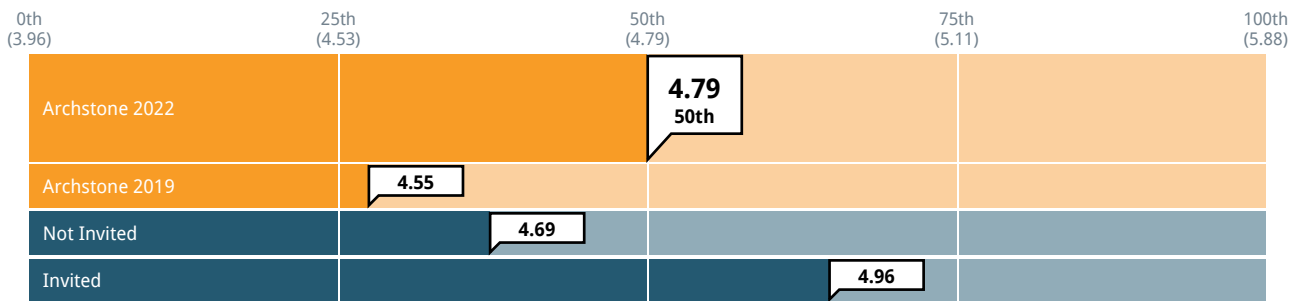


Cohort: Custom Cohort Past results: on Subgroup: Priority Area

### Applicant Responses

How consistent was the information provided by different communication resources, both personal and written, that you used to learn about the Foundation?

1 = Not at all consistent 7 = Completely consistent



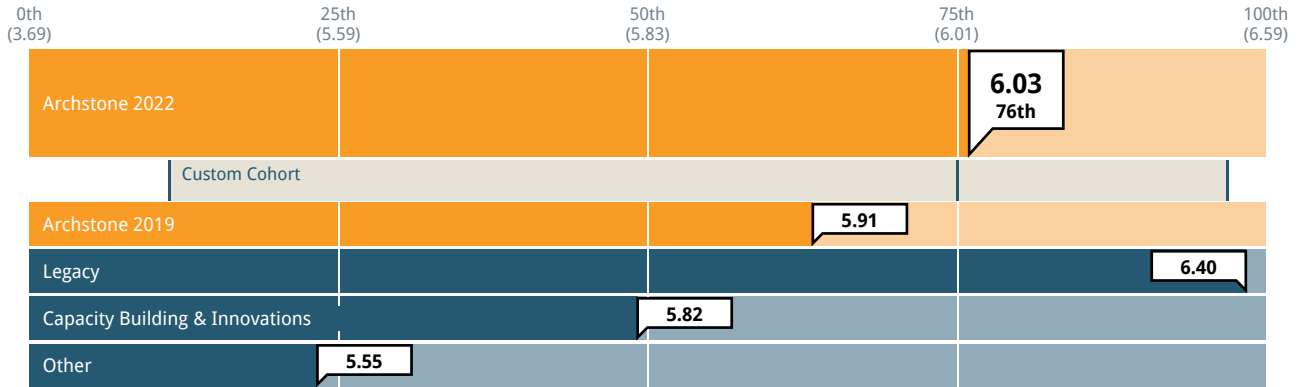
Cohort: None Past results: on Subgroup: Catchfire Invite - APR

## Transparency

### Grantee Responses

Overall, how transparent is the Foundation with your organization?

1 = Not at all transparent 7 = Extremely transparent

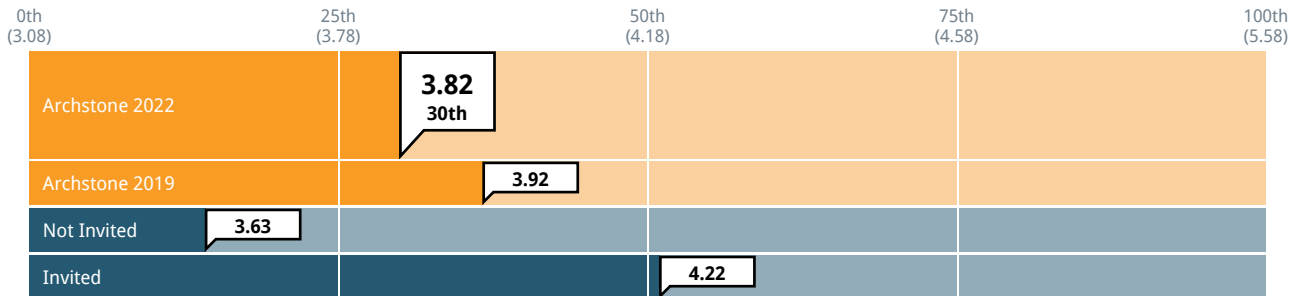


Cohort: Custom Cohort Past results: on Subgroup: Priority Area

### Applicant Responses

Overall, how transparent is the Foundation with your organization?

1 = Not at all transparent 7 = Extremely transparent



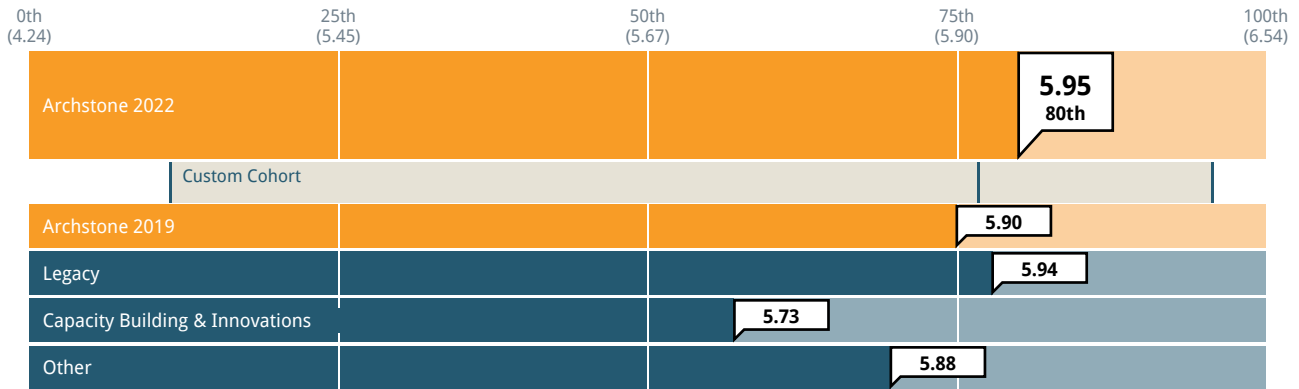
Cohort: None Past results: on Subgroup: Catchfire Invite - APR

## Contextual Understanding

### Grantee Responses

How well does the Foundation understand the social, cultural, or socioeconomic factors that affect your work?

1 = Limited understanding 7 = Thorough understanding

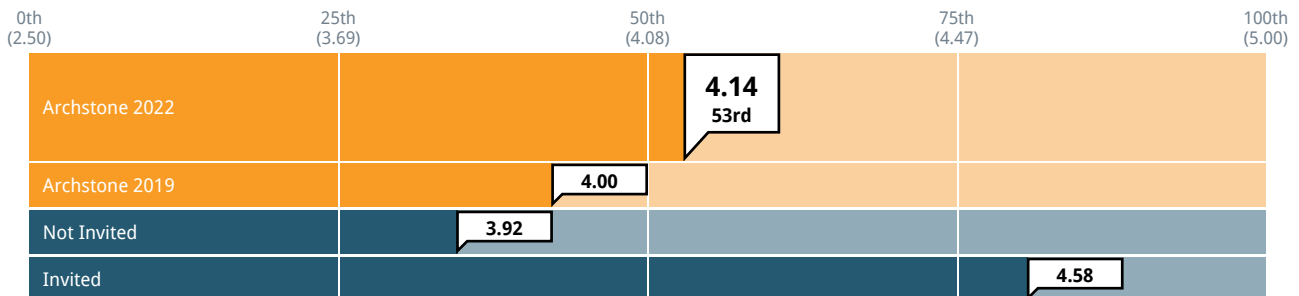


Cohort: Custom Cohort Past results: on Subgroup: Priority Area

### Applicant Responses

How well does the Foundation understand the social, cultural, or socioeconomic factors that affect your work?

1 = Limited understanding 7 = Thorough understanding



Cohort: None Past results: on Subgroup: Catchfire Invite - APR

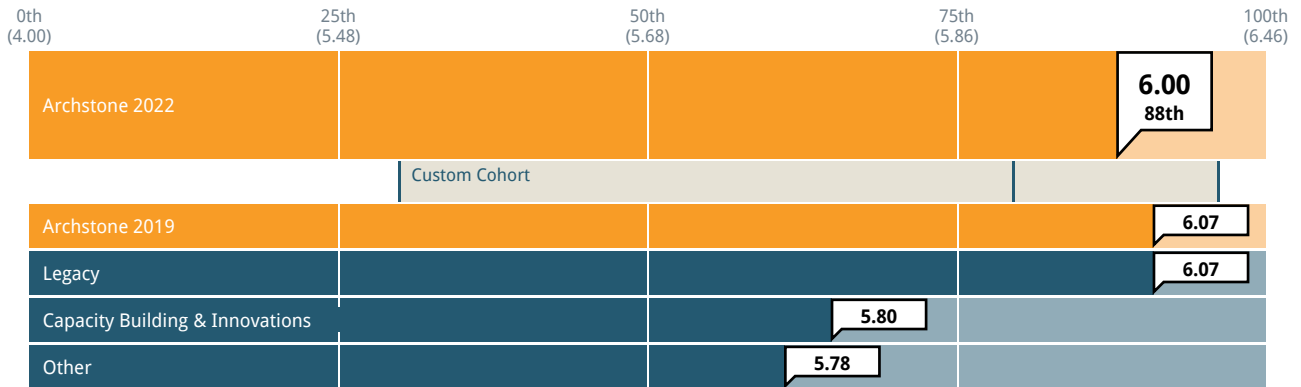
In the following questions, we use the phrase “the people and communities that you serve” to refer to those your organization seeks to serve through the services and/or programs it provides.

Please note that CEP recently modified the following questions. The prior questions were: "How well does the Foundation understand your intended beneficiaries' needs?" and "To what extent do the Foundation's funding priorities reflect a deep understanding of your intended beneficiaries' needs?" The question anchors have not been modified.

**Grantee Responses**

**How well does the Foundation understand the needs of the people and communities that you serve?**

1 = Limited understanding 7 = Thorough understanding

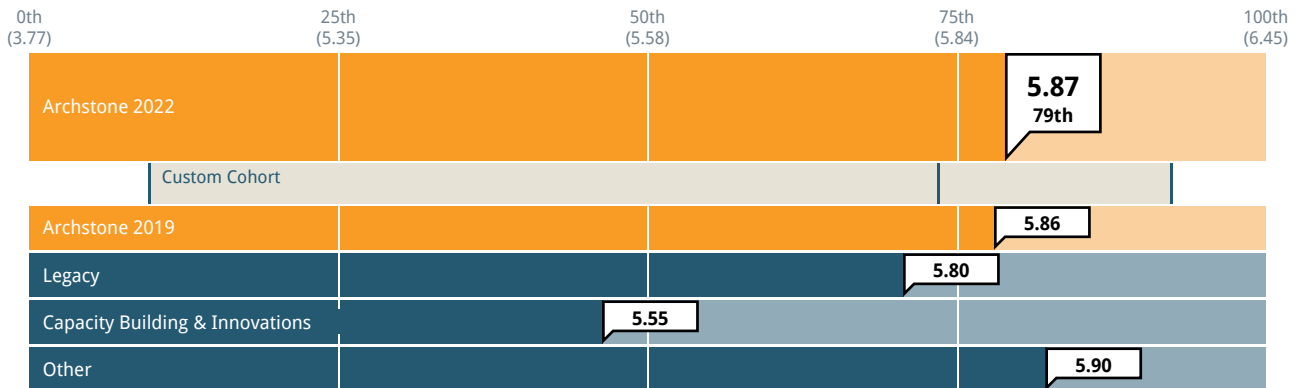


Cohort: Custom Cohort Past results: on Subgroup: Priority Area

**Grantee Responses**

**To what extent do the Foundation's funding priorities reflect a deep understanding of the needs of the people and communities that you serve?**

1 = Not at all 7 = To a great extent



Cohort: Custom Cohort Past results: on Subgroup: Priority Area



## Diversity, Equity, Inclusion

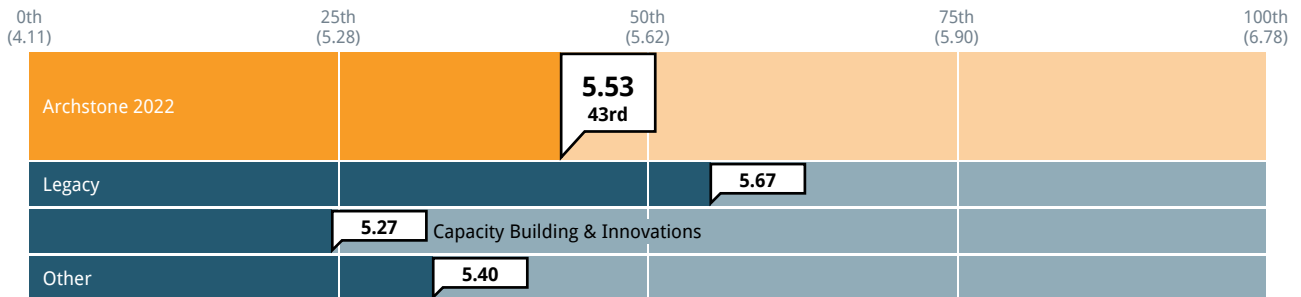
### Grantee Ratings

Please rate the extent to which you agree or disagree with the following statements about diversity, equity, and inclusion:

#### Grantee Responses

The Foundation has clearly communicated what diversity, equity, and inclusion means for its work

1 = Strongly disagree    4 = Neither agree nor disagree    7 = Strongly agree

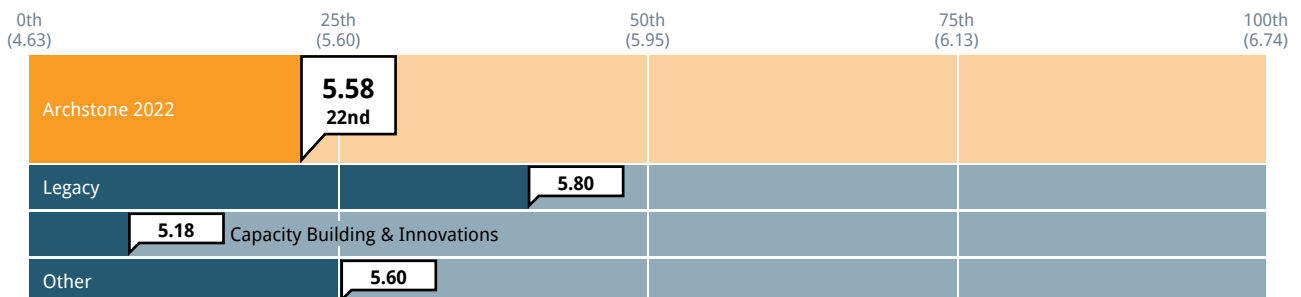


Cohort: None    Past results: on    Subgroup: Priority Area

#### Grantee Responses

Overall, the Foundation demonstrates an explicit commitment to diversity, equity, and inclusion in its work

1 = Strongly disagree    4 = Neither agree nor disagree    7 = Strongly agree

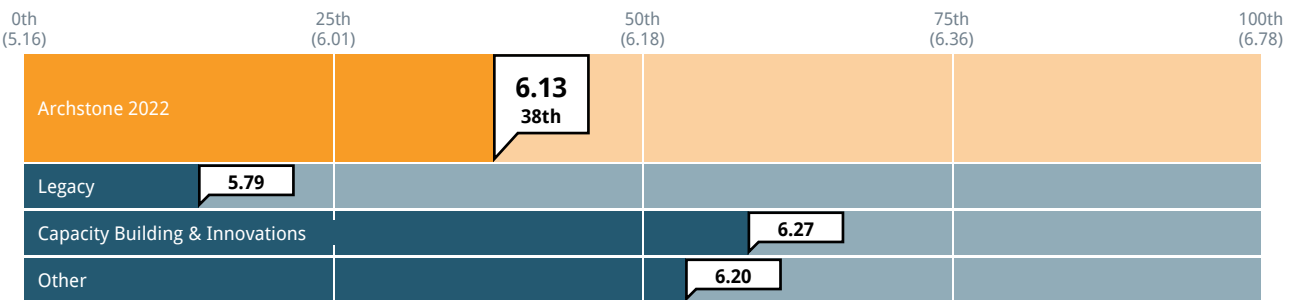


Cohort: None    Past results: on    Subgroup: Priority Area

### Grantee Responses

Overall, most staff I have interacted with at the Foundation embody a strong commitment to diversity, equity, and inclusion

1 = Strongly disagree    4 = Neither agree nor disagree    7 = Strongly agree

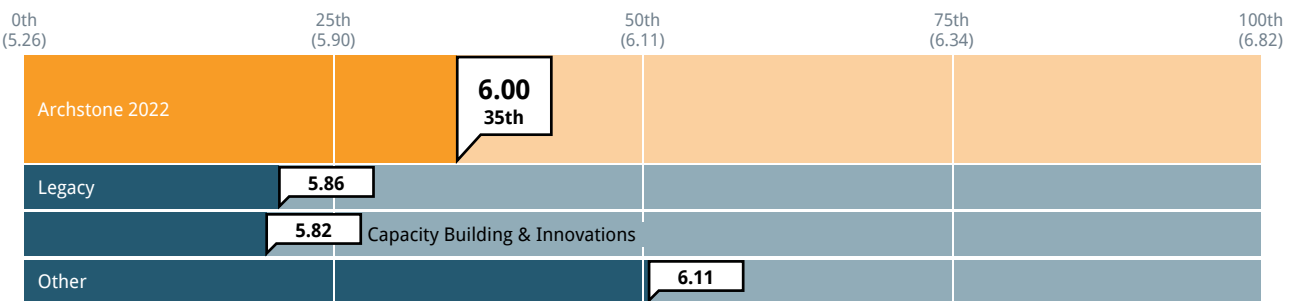


Cohort: None    Past results: on    Subgroup: Priority Area

### Grantee Responses

I believe that the Foundation is committed to combatting racism

1 = Strongly disagree    4 = Neither agree nor disagree    7 = Strongly agree



Cohort: None    Past results: on    Subgroup: Priority Area

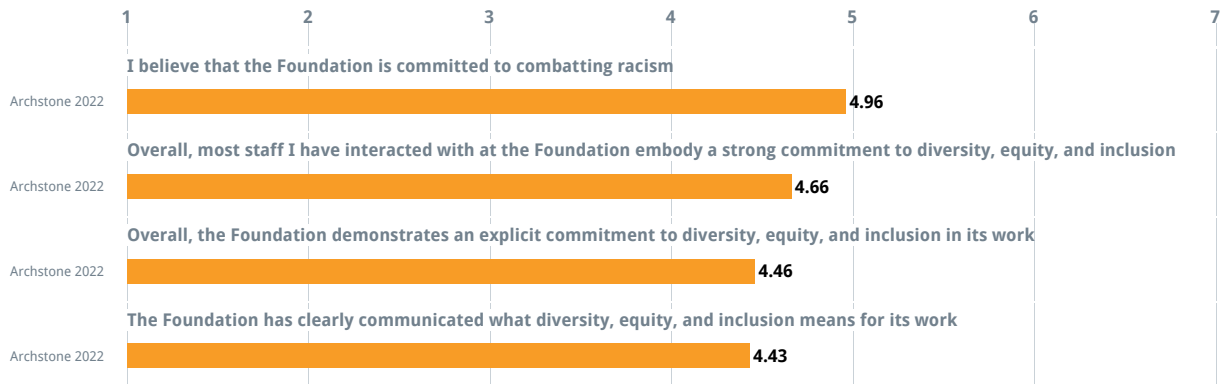
### Applicant Ratings

The subsequent question was recently added to the applicant survey and depicts data from fewer than 25 funders in CEP's dataset.

**Please rate the extent to which you agree or disagree with the following statements about diversity, equity, and inclusion:**

1 = Strongly disagree    4 = Neither agree nor disagree    7 = Strongly agree

Archstone 2022

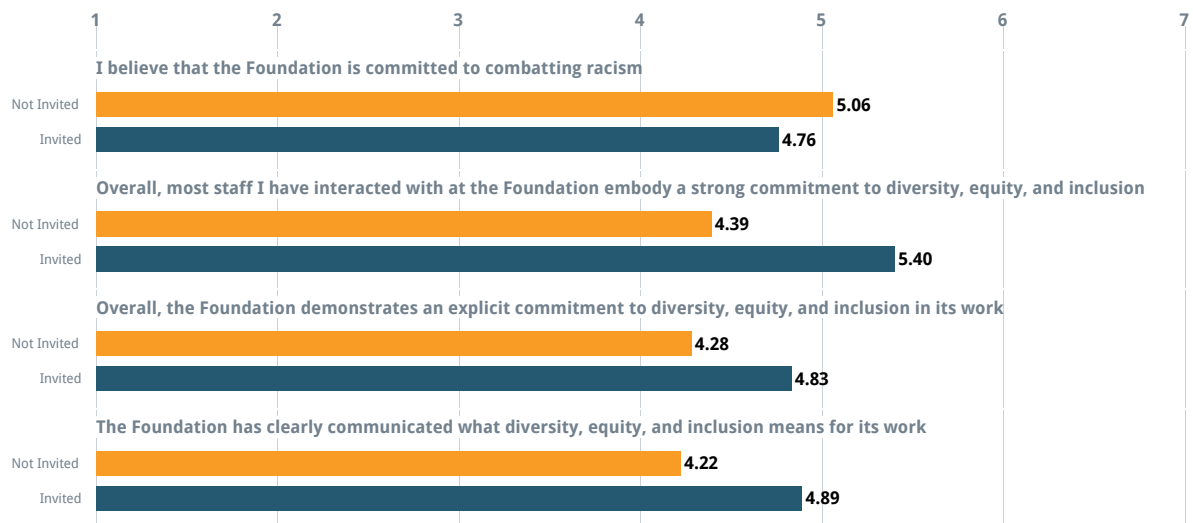


Cohort: None    Past results: on

**Please rate the extent to which you agree or disagree with the following statements about diversity, equity, and inclusion: - By Subgroup**

1 = Strongly disagree    4 = Neither agree nor disagree    7 = Strongly agree

Not Invited    Invited

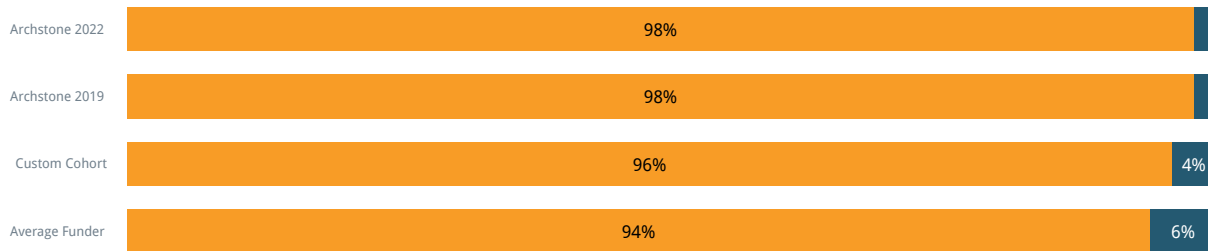


Subgroup: Catchafire Invite - APR

## Selection Process

### Did you submit a proposal to the Foundation for this grant?

Submitted a proposal   Did not submit a proposal



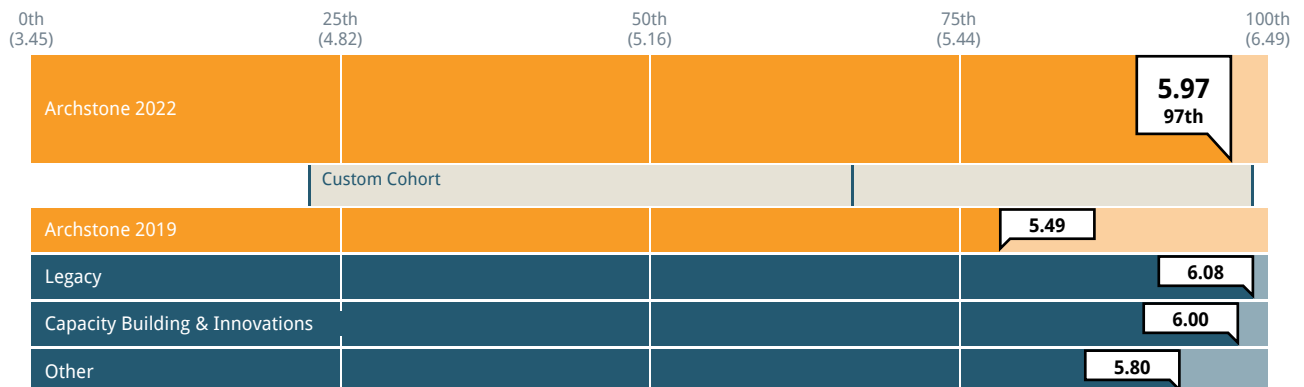
Cohort: Custom Cohort   Past results: on

Please note that CEP recently modified the following question. The prior question text was: "How helpful was participating in the Foundation's selection process in strengthening the organization/program funded by the grant?" The corresponding anchors were "not at all helpful" and "extremely helpful."

## Grantee Responses

### To what extent was the Foundation's selection process a helpful opportunity to strengthen the efforts funded by the grant?

1 = Not at all   7 = To a great extent

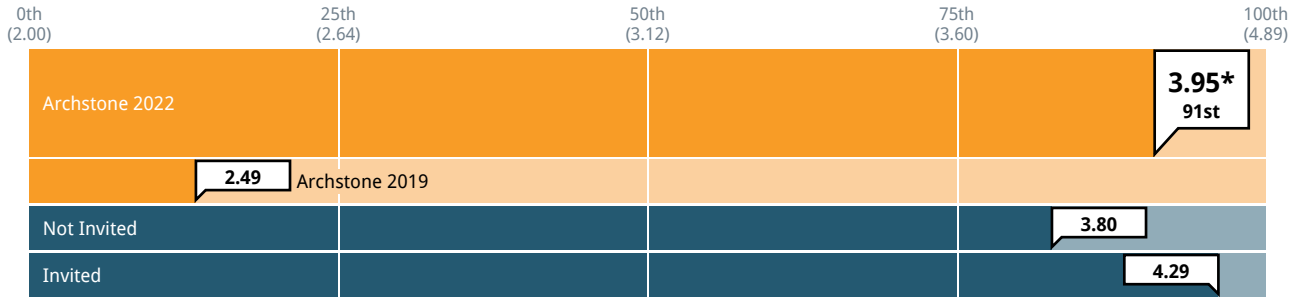


Cohort: Custom Cohort   Past results: on   Subgroup: Priority Area

**Applicant Responses**

**To what extent was the Foundation's selection process a helpful opportunity to strengthen the efforts to which the grant funding would have been directed?**

1 = Not at all    7 = To a great extent



Cohort: None    Past results: on    Subgroup: Catchafire Invite - APR

## Level of Effort

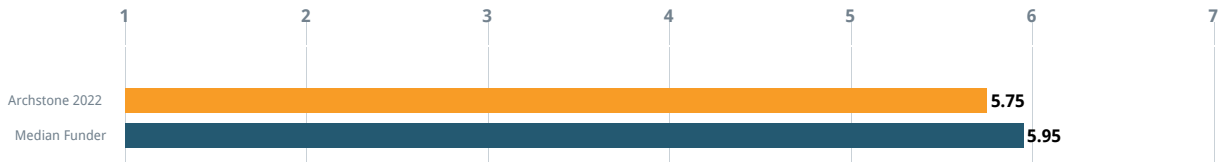
### Grantee Responses

The following question was recently added to the grantee survey and does not yet have comparative data.

**To what extent was the Foundation's selection process an appropriate level of effort given the amount of funding received?**

1 = Not at all 7 = To a great extent

Archstone 2022 Median Funder

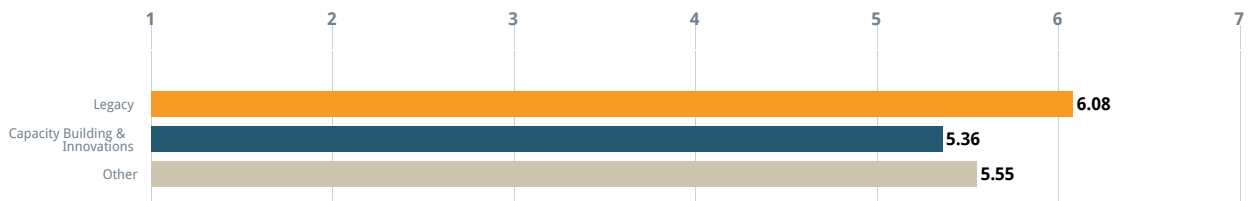


Cohort: None Past results: on

**To what extent was the Foundation's selection process an appropriate level of effort given the amount of funding received? - By Subgroup**

1 = Not at all 7 = To a great extent

Legacy Capacity Building & Innovations Other



Subgroup: Priority Area

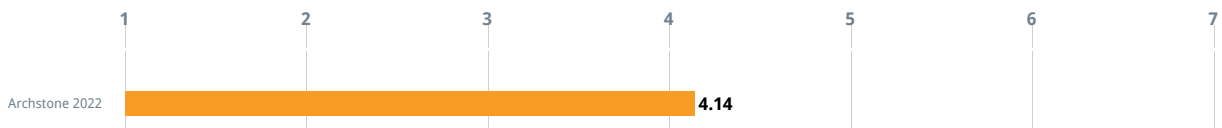
### Applicant Responses

The following question was recently added to the applicant survey and does not yet have comparative data.

**To what extent was the Foundation's selection process an appropriate level of effort given the amount of funding requested?**

1 = Not at all 7 = To a great extent

Archstone 2022

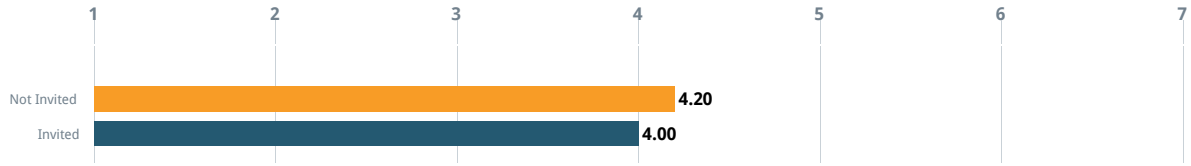


Cohort: None Past results: on

To what extent was the Foundation's selection process an appropriate level of effort given the amount of funding requested?  
- By Subgroup

1 = Not at all 7 = To a great extent

Not Invited Invited



Subgroup: Catchafire Invite - APR

## Clarity of Selection Process

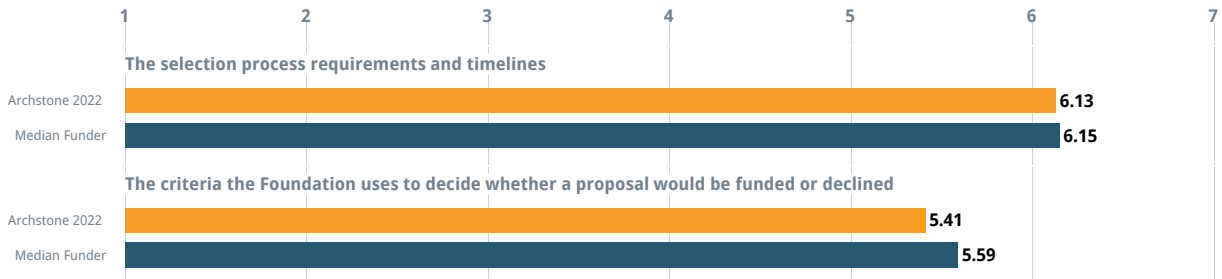
### Grantee Responses

The following question was recently added to the grantee survey and does not yet have comparative data.

#### To what extent was the Foundation clear and transparent about:

1 = Not at all 7 = To a great extent

Archstone 2022 Median Funder

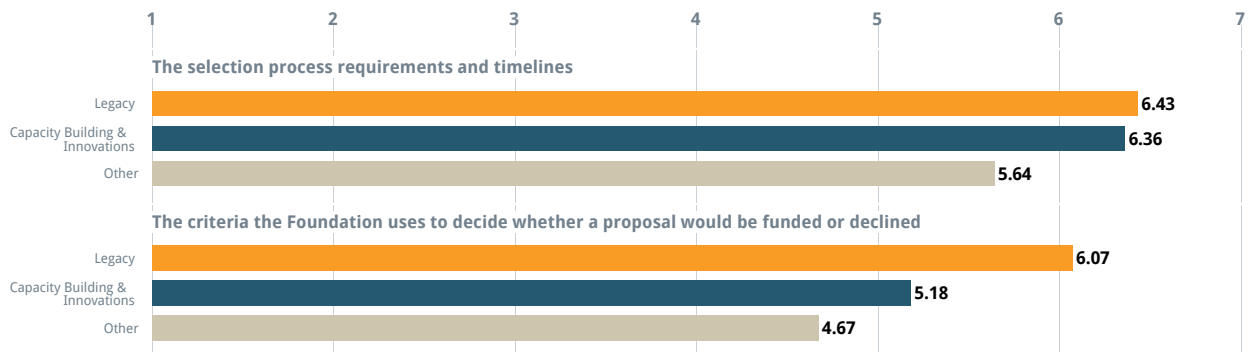


Cohort: None Past results: on

#### To what extent was the Foundation clear and transparent about: - By Subgroup

1 = Not at all 7 = To a great extent

Legacy Capacity Building & Innovations Other



Subgroup: Priority Area

### Applicant Responses

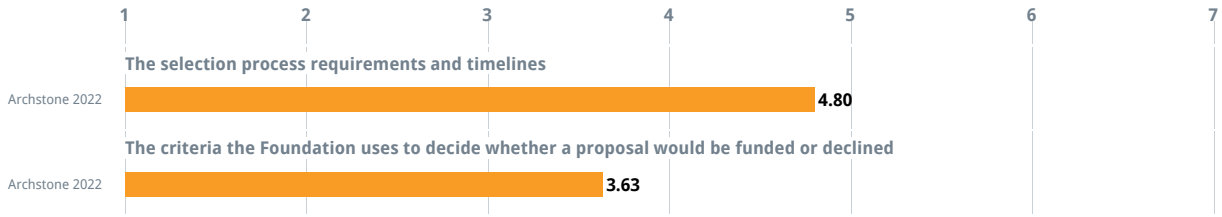
This following question was recently added to the applicant survey and does not yet have comparative data.



### To what extent was the Foundation clear and transparent about:

1 = Not at all 7 = To a great extent

Archstone 2022

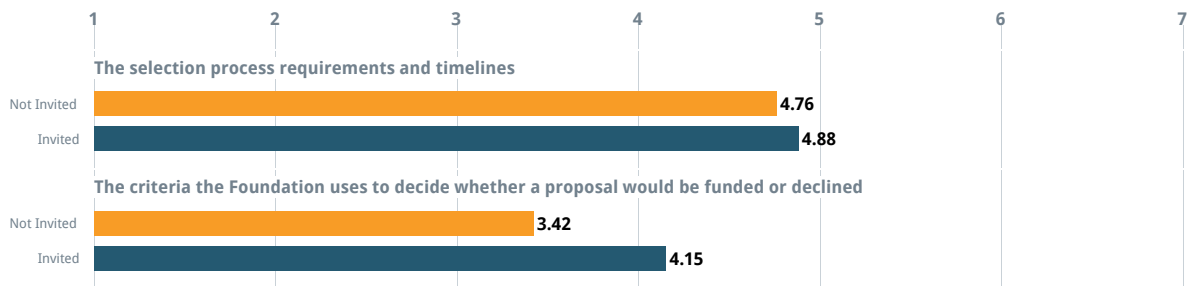


Cohort: None Past results: on

### To what extent was the Foundation clear and transparent about: - By Subgroup

1 = Not at all 7 = To a great extent

Not Invited Invited



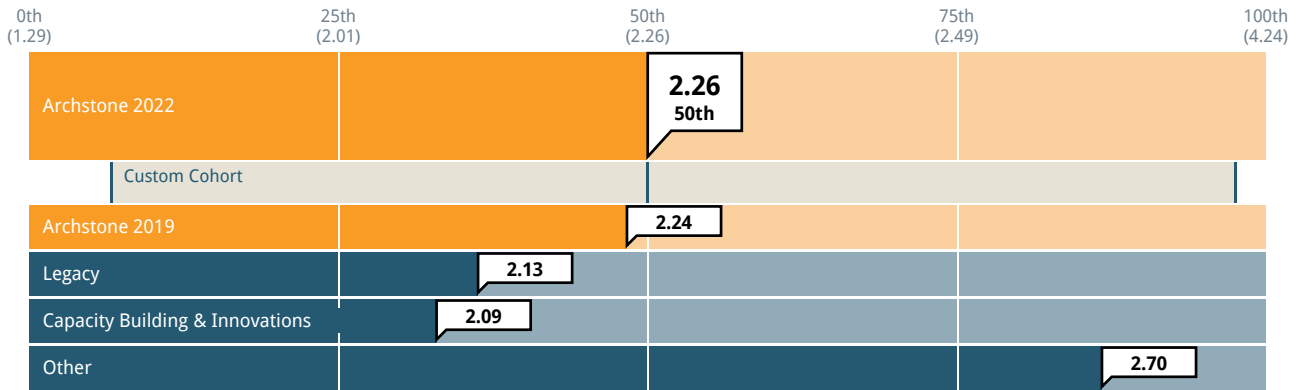
Subgroup: Catchafire Invite - APR

## Pressure to Modify Priorities

### Grantee Responses

As you developed your grant proposal, how much pressure did you feel to modify your organization's priorities in order to create a grant proposal that was likely to receive funding?

1 = No pressure 7 = Significant pressure

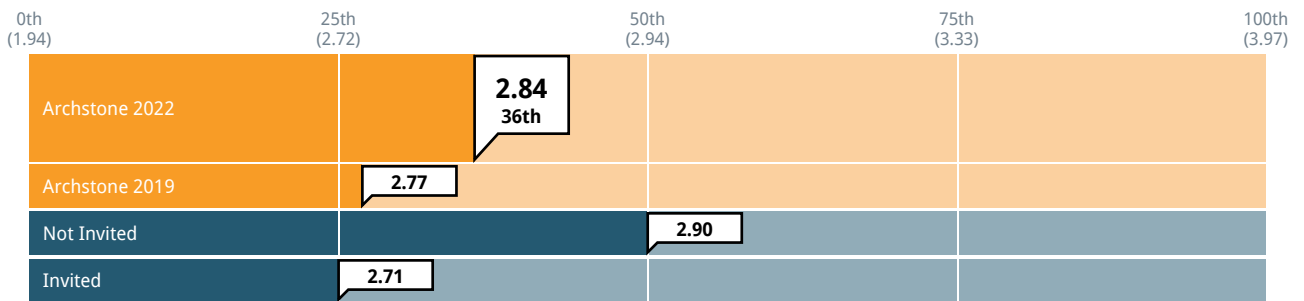


Cohort: Custom Cohort Past results: on Subgroup: Priority Area

### Applicant Responses

As you developed your grant proposal, how much pressure did you feel to modify your organization's priorities in order to create a grant proposal that was likely to receive funding?

1 = No pressure 7 = Significant pressure



Cohort: None Past results: on Subgroup: Catchfire Invite - APR

## Time Between Submission and Funding Declination

### Applicant Responses

“How much time elapsed from initial submission of your grant proposal to the final decision not to fund your proposal?”

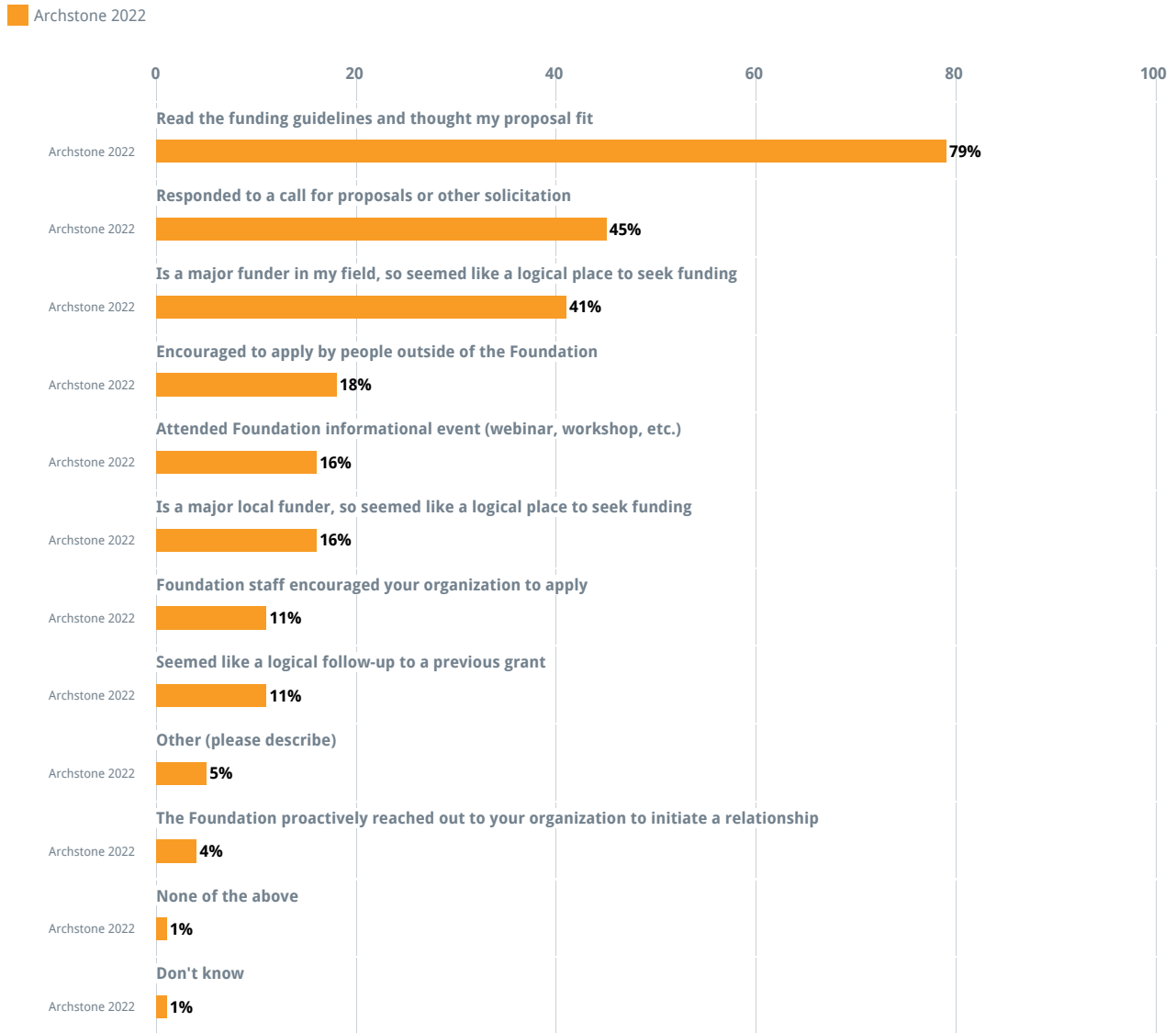
Selected Cohort: None	
Time Between Submission and Funding Decision	Archstone 2022
3 months or less	76%
4 - 6 months	18%
7 - 12 months	4%
More than 12 months	1%

Selected Subgroup: Catchafire Invite - APR		
Time Between Submission and Funding Decision (By Subgroup)	Not Invited	Invited
3 months or less	74%	80%
4 - 6 months	19%	15%
7 - 12 months	4%	5%
More than 12 months	2%	0%

## Declined Applications

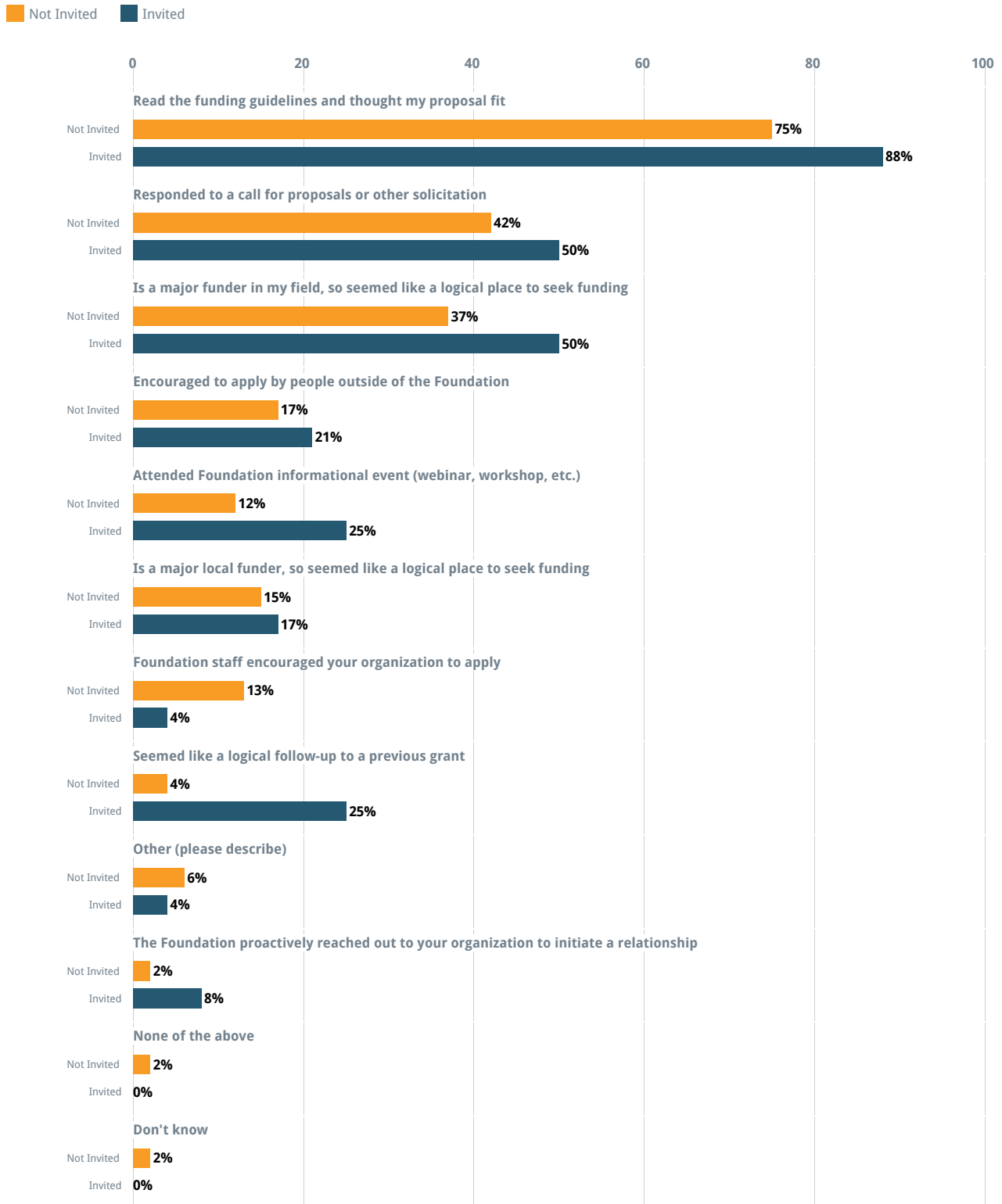
The following questions were recently added to the applicant survey and do not yet have comparative data.

### What factors encouraged your decision to apply to the Foundation for funding?



Cohort: None Past results: on

### What factors encouraged your decision to apply to the Foundation for funding? - By Subgroup



Subgroup: Catchfire Invite - APR

**Did you have contact with a Foundation staff member via phone, email, or in-person/video before you applied?**

Yes No Don't know



Cohort: None Past results: on

**Did you have contact with a Foundation staff member via phone, email, or in-person/video before you applied? - By Subgroup**

Yes No Don't know



Subgroup: Catchafire Invite - APR

## Reasons Provided for Declining Proposal

### Applicant Responses

"Please choose the option that most resembles the reason the Foundation gave when it declined to fund your proposal."

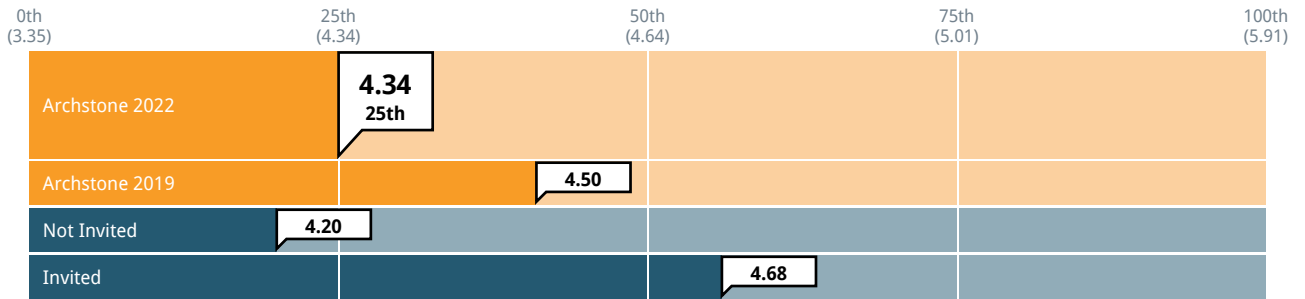
Selected Cohort: None			
Reasons Provided for Declining Proposal	Archstone 2022	Archstone 2019	Average Funder
No reason provided	13%	14%	15%
Not enough funds/too many good proposals	63%	42%	34%
Doesn't fit Foundation priorities/guidelines, with no explanation as to why	11%	21%	14%
Doesn't fit Foundation priorities/guidelines, with explanation as to why	7%	2%	14%
Other	7%	21%	23%

Selected Subgroup: Catchafire Invite - APR		
Reasons Provided for Declining Proposal (By Subgroup)	Not Invited	Invited
No reason provided	10%	21%
Not enough funds/too many good proposals	67%	54%
Doesn't fit Foundation priorities/guidelines, with no explanation as to why	10%	12%
Doesn't fit Foundation priorities/guidelines, with explanation as to why	8%	4%
Other	6%	8%

**Applicant Responses**

**How would you rate the honesty of the reason(s) the Foundation gave for declining to fund your funding application?**

1 = Not at all honest    7 = Extremely honest



Cohort: None    Past results: on    Subgroup: Catchafire Invite - APR

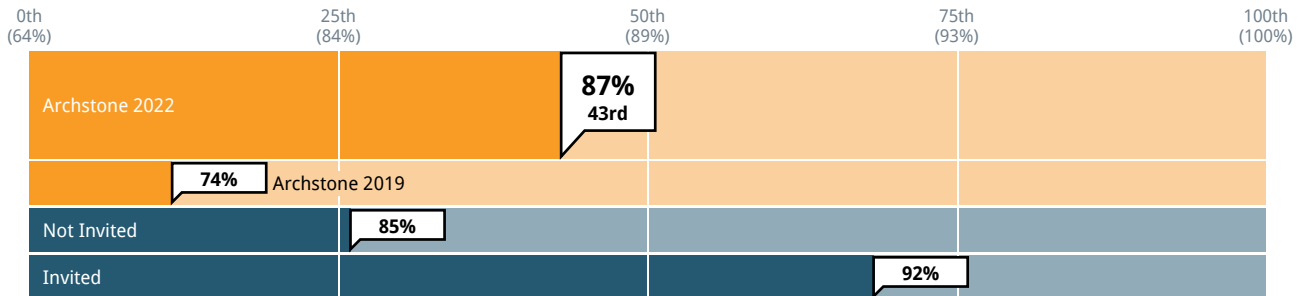


## Implications for Future Applications

### Applicant Responses

#### Would you consider applying for funding from the Foundation in the future?

Proportion that responded "Yes"

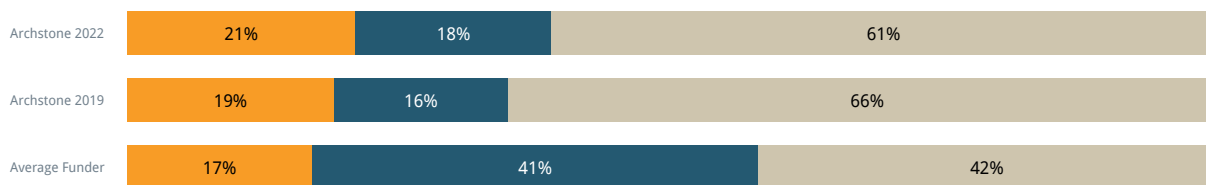


Cohort: None Past results: on Subgroup: Catchafire Invite - APR

Selected Cohort: None			
Would you consider applying for funding from the Foundation in the future?	Archstone 2022	Archstone 2019	Average Funder
Yes, I would consider applying for a similar project	43%	44%	51%
Yes, I would consider applying for a different project	43%	30%	36%
No, I would not consider applying	13%	26%	13%

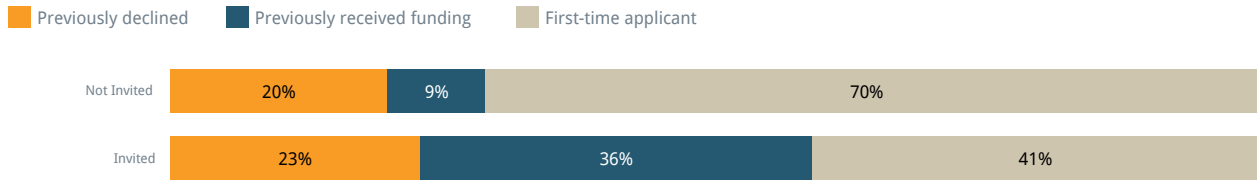
#### History with the Foundation of Respondents That Would Consider Reapplying

Previously declined Previously received funding First-time applicant



Cohort: None Past results: on

### History with the Foundation of Respondents That Would Consider Reapplying - By Subgroup



**Subgroup:** Catchafire Invite - APR

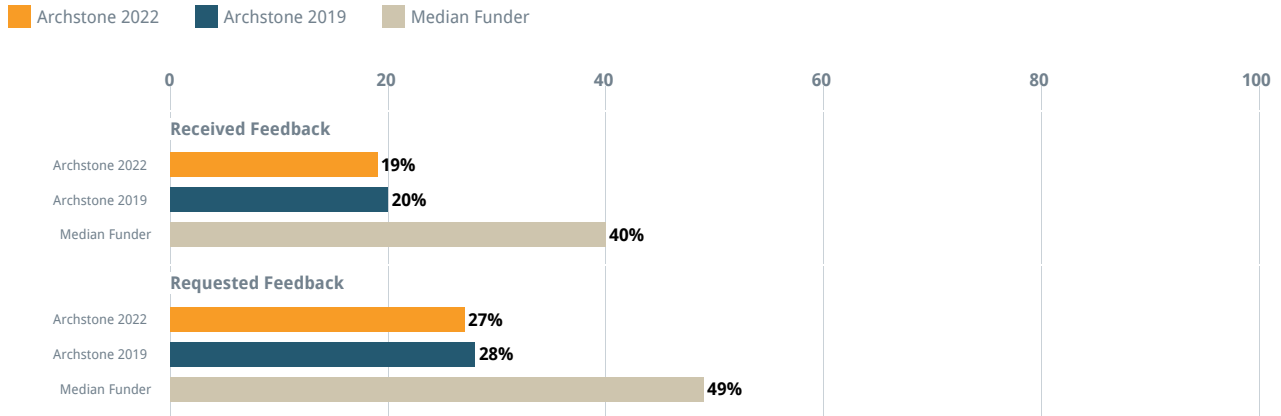
## Feedback on Declined Applications

“After your request was declined did you request/receive any feedback or advice from Archstone?”

Note: The below chart displays data from two separate questions in the applicant survey:

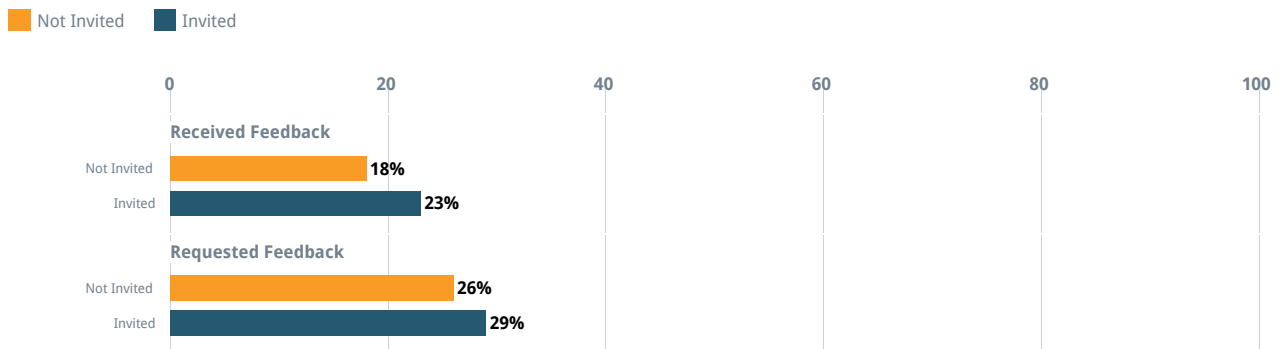
- "After your proposal was declined did you **request** any feedback or advice from the Foundation?"
- "After your proposal was declined did you **receive** any feedback or advice from the Foundation?"

### Proportion of Applicants that Requested/Received Feedback



Cohort: None Past results: on

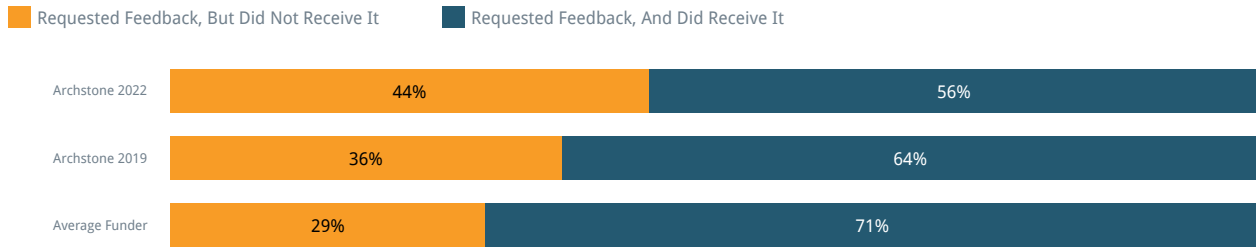
### Proportion of Applicants that Requested/Received Feedback - By Subgroup



Subgroup: Catchfire Invite - APR


Note: The two subsequent charts exclusively look at data from applicants who, in the prior question, indicate requesting feedback after their proposal was declined.

### Proportion of Applicants that Requested Feedback, Cont.



Cohort: None Past results: on

### Proportion of Applicants that Requested Feedback, Cont. - By Subgroup

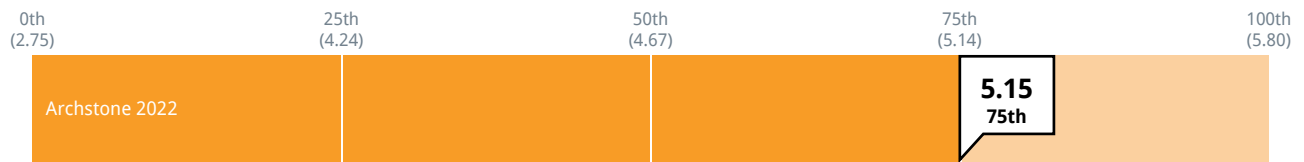


Subgroup: Catchafire Invite - APR

### Applicant Responses

Please rate the feedback and advice you received in terms of its helpfulness in strengthening future proposals to this funder.

1 = Not at all helpful 7 = Extremely helpful

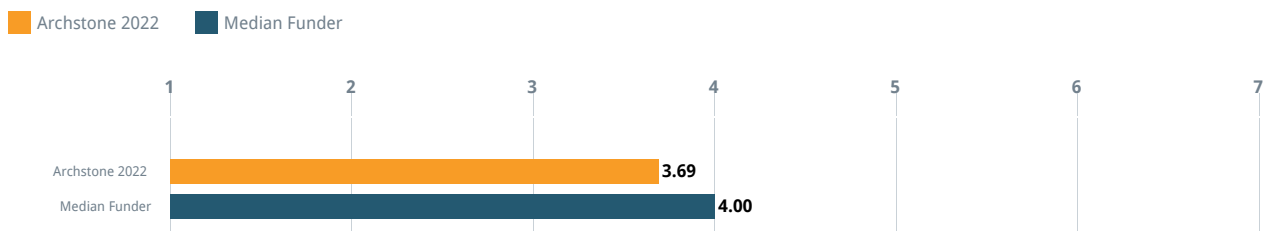


Cohort: None Past results: on Subgroup: Catchafire Invite - APR

The subsequent question was recently added to the applicant survey and depicts data from fewer than 25 funders in CEP's dataset.

Please rate the feedback and advice you received in terms of its helpfulness in strengthening future proposals to other funders.

1 = Not at all helpful 7 = Extremely helpful



Cohort: None Past results: on

**Please rate the feedback and advice you received in terms of its helpfulness in strengthening future proposals to other funders. - By Subgroup**

1 = Not at all helpful    7 = Extremely helpful

■ \$50K or larger



**Subgroup:** Total Amount Requested - APR

## Guidance from the Foundation About Future Applications

Selected Cohort: None			
Did the Foundation provide guidance about whether you should consider applying for funding from the Foundation again?	Archstone 2022	Archstone 2019	Average Funder
Encouraged to apply in the future by the Foundation	15%	14%	36%
Discouraged to apply in the future by the Foundation	3%	2%	5%
Received no indication from the Foundation about whether you should apply in the future	83%	84%	58%

Selected Subgroup: Catchafire Invite - APR		
Did the Foundation provide guidance about whether you should consider applying for funding from the Foundation again? (By Subgroup)	Not Invited	Invited
Encouraged to apply in the future by the Foundation	14%	17%
Discouraged to apply in the future by the Foundation	2%	4%
Received no indication from the Foundation about whether you should apply in the future	84%	79%

## Reporting and Evaluation Process

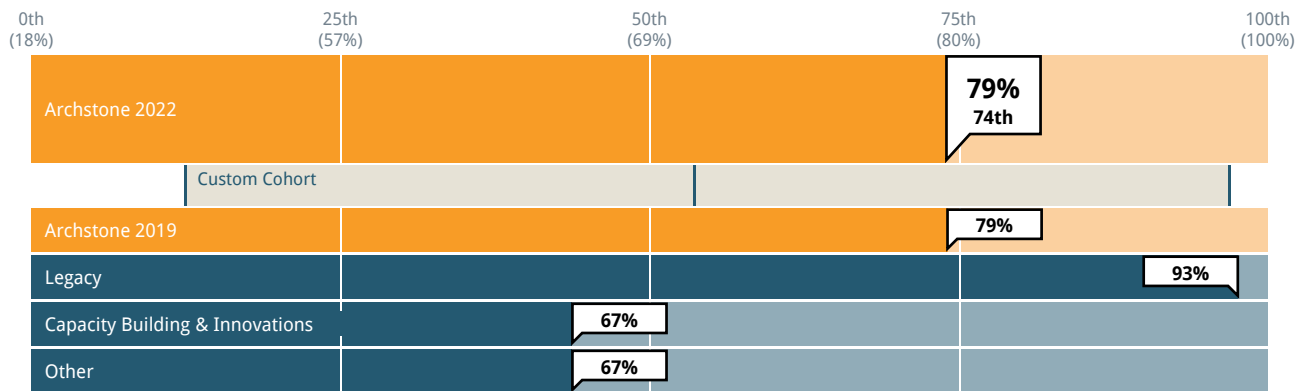
### Definition of Reporting and Evaluation

- "Reporting" - Archstone's standard oversight, monitoring, and grant reporting.
- "Evaluation" - formal activities *beyond reporting* undertaken by Archstone to assess or learn about a grant, a program, or Archstone's efforts.

### Grantee Responses

At any point during the proposal or the grant period, did the Foundation and your organization exchange ideas regarding how your organization would assess the results of the work funded by this grant?

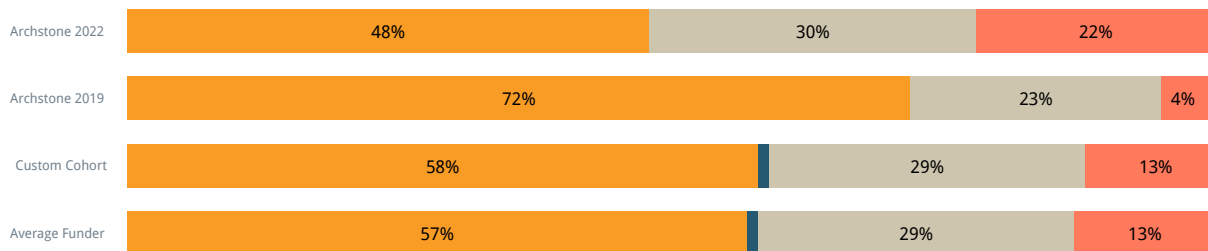
Proportion of grantees responding 'Yes'



Cohort: Custom Cohort    Past results: on    Subgroup: Priority Area

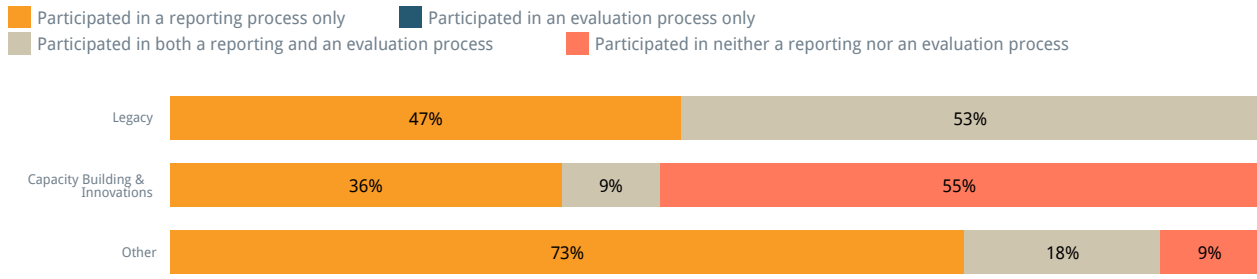
### Participation in Reporting and/or Evaluation Processes

- Participated in a reporting process only
- Participated in an evaluation process only
- Participated in both a reporting and an evaluation process
- Participated in neither a reporting nor an evaluation process



Cohort: Custom Cohort    Past results: on

**Participation in Reporting and/or Evaluation Processes - By Subgroup**



**Subgroup:** Priority Area



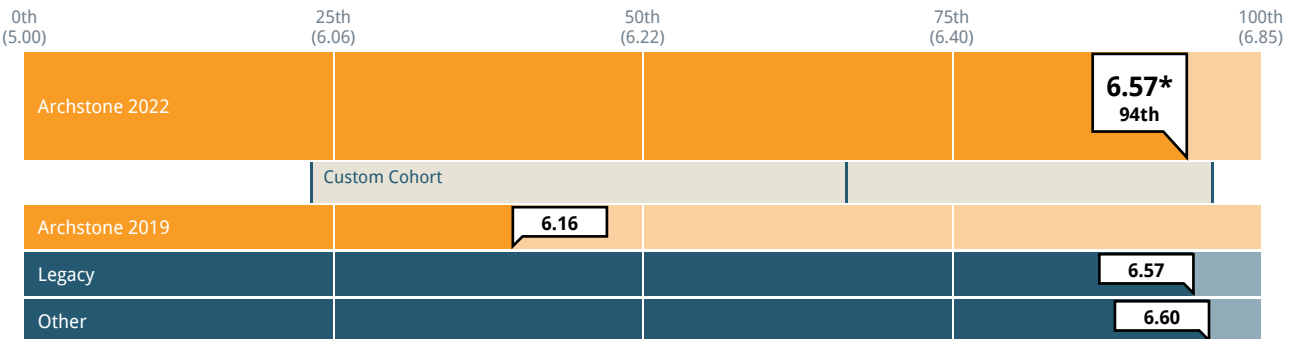
## Reporting Process

The following questions were only asked of grantees that indicated having participated in a reporting process. See the "Reporting and Evaluation Process" page for data on the proportion of grantees participating in this process.

### Grantee Responses

#### To what extent was the Foundation's reporting process straightforward?

1 = Not at all 7 = To a great extent

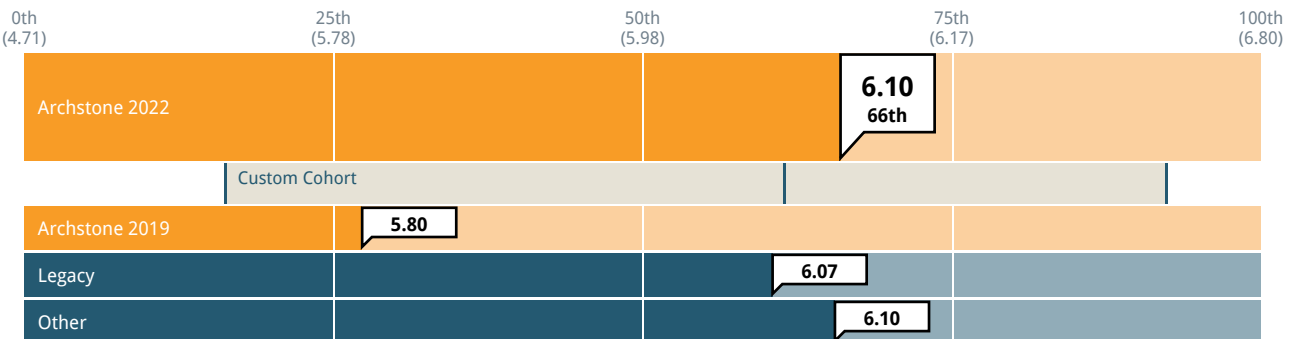


Cohort: Custom Cohort Past results: on Subgroup: Priority Area

### Grantee Responses

#### To what extent was the Foundation's reporting process adaptable, if necessary, to fit your circumstances?

1 = Not at all 7 = To a great extent

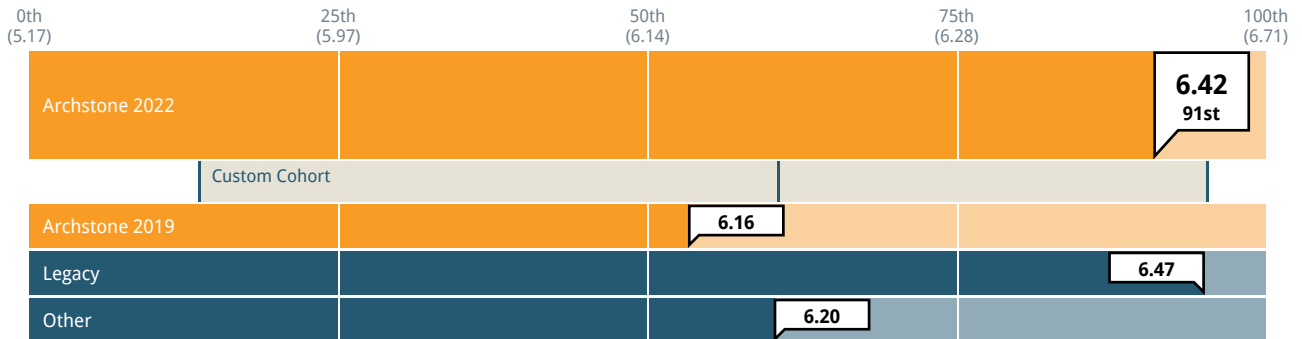


Cohort: Custom Cohort Past results: on Subgroup: Priority Area

**Grantee Responses**

**To what extent was the Foundation's reporting process relevant, with questions and measures pertinent to the work funded by this grant?**

1 = Not at all    7 = To a great extent

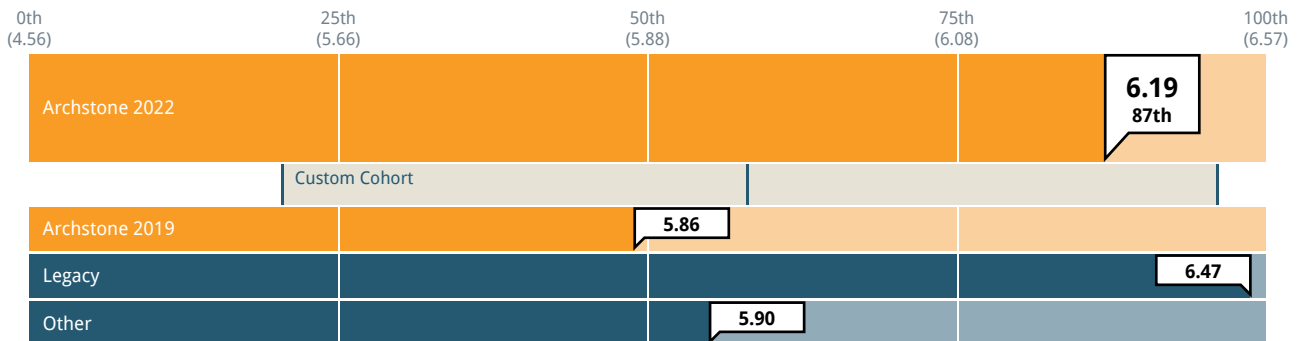


Cohort: Custom Cohort    Past results: on    Subgroup: Priority Area

**Grantee Responses**

**To what extent was the Foundation's reporting process a helpful opportunity for you to reflect and learn?**

1 = Not at all    7 = To a great extent



Cohort: Custom Cohort    Past results: on    Subgroup: Priority Area

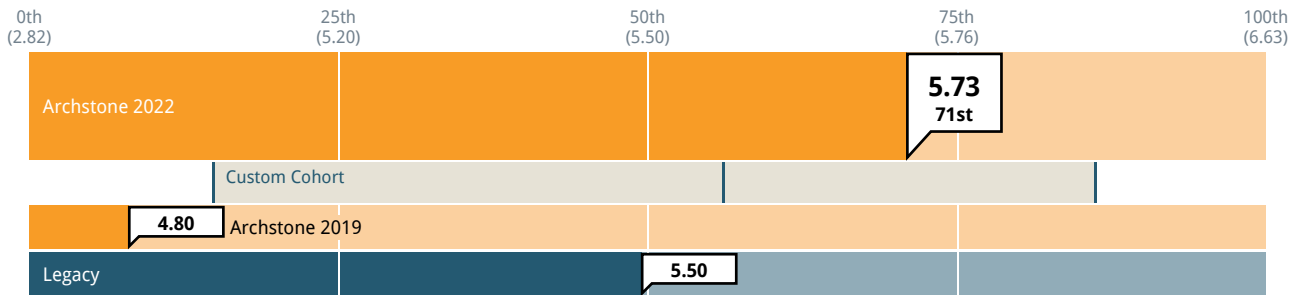
## Evaluation Process

The following questions were only asked of grantees that indicated having participated in an evaluation process. See the "Reporting and Evaluation Process" page for data on the proportion of grantees participating in this process.

### Grantee Responses

To what extent did the evaluation incorporate input from your organization in the design of the evaluation?

1 = Not at all    7 = To a great extent

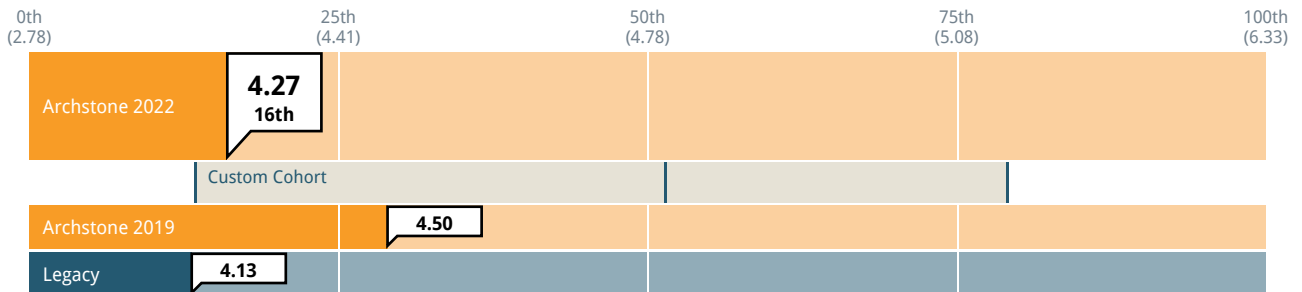


Cohort: Custom Cohort    Past results: on    Subgroup: Priority Area

### Grantee Responses

To what extent did the evaluation result in your organization making changes to the work that was evaluated?

1 = Not at all    7 = To a great extent



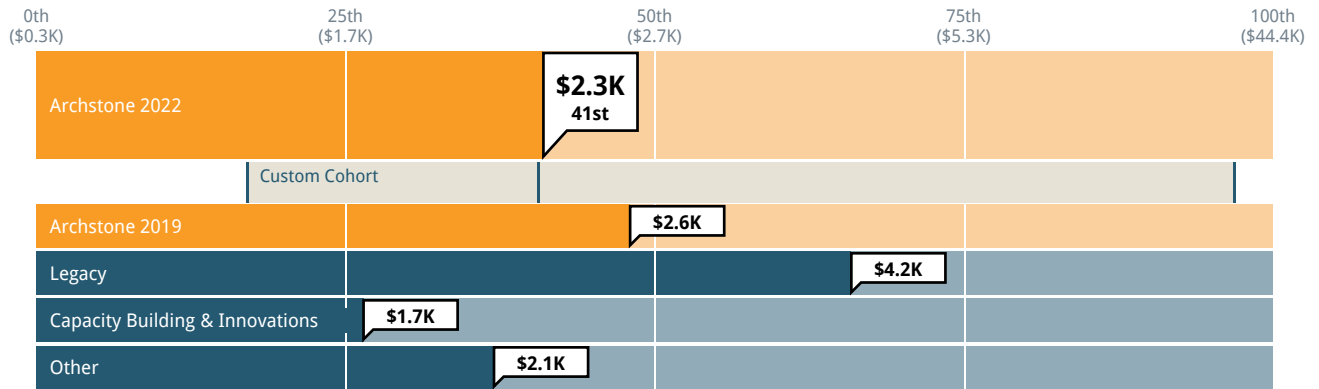
Cohort: Custom Cohort    Past results: on    Subgroup: Priority Area

## Dollar Return and Time Spent on Processes

### Grantee Responses

#### Dollar Return: Median grant dollars awarded per process hour required

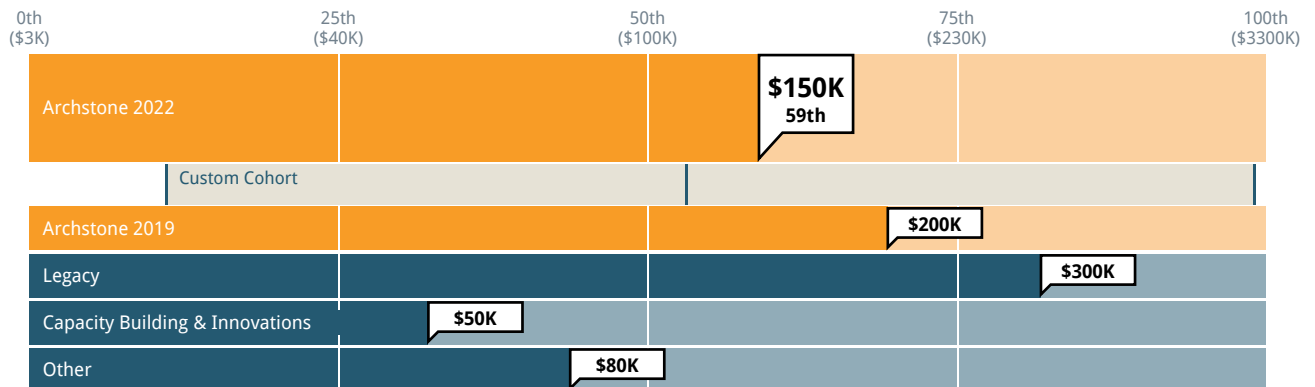
Includes total grant dollars awarded and total time necessary to fulfill the requirements over the lifetime of the grant



Cohort: Custom Cohort Past results: on Subgroup: Priority Area

### Grantee Responses

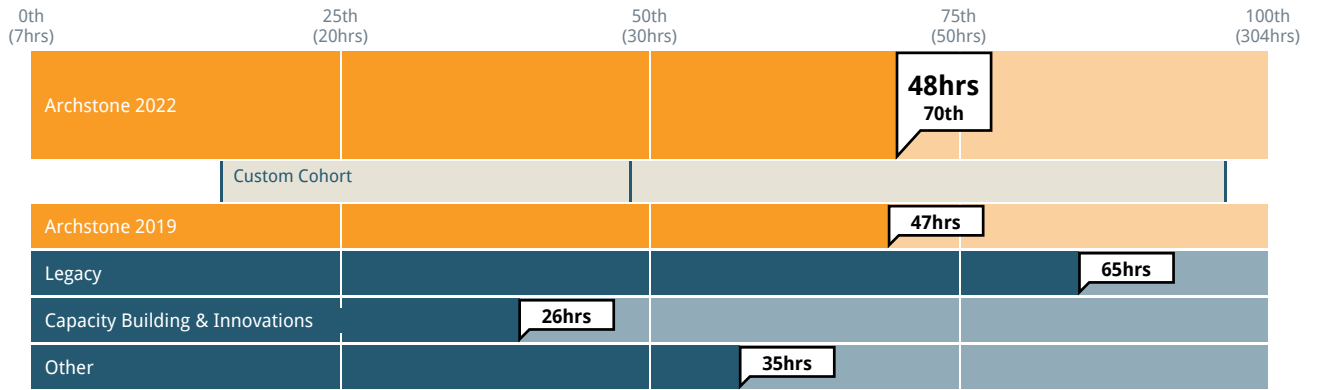
#### Median Grant Size



Cohort: Custom Cohort Past results: on Subgroup: Priority Area

Grantee Responses

Median hours spent by grantees on funder requirements over grant lifetime



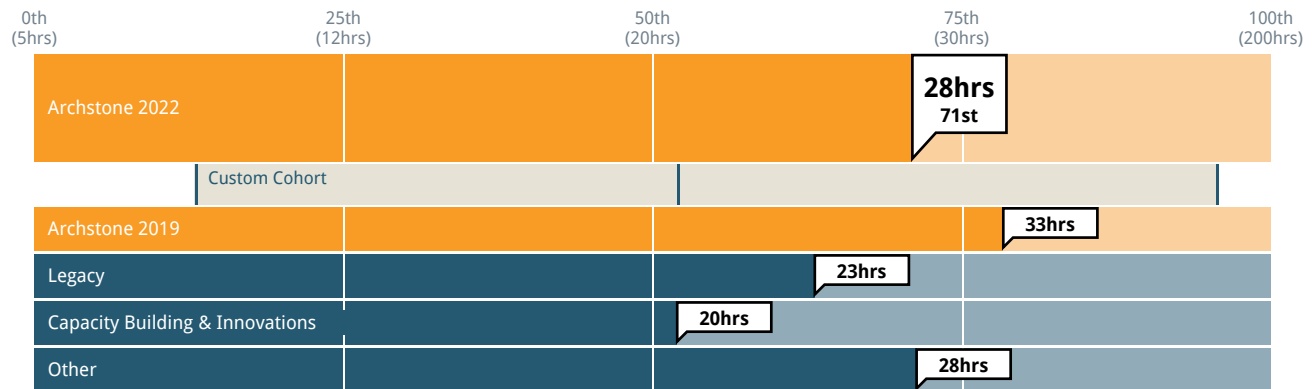
Cohort: Custom Cohort Past results: on Subgroup: Priority Area

## Time Spent on Selection Process

### Grantee Feedback

#### Grantee Responses

#### Median Hours Spent on Proposal and Selection Process



Cohort: Custom Cohort Past results: on Subgroup: Priority Area

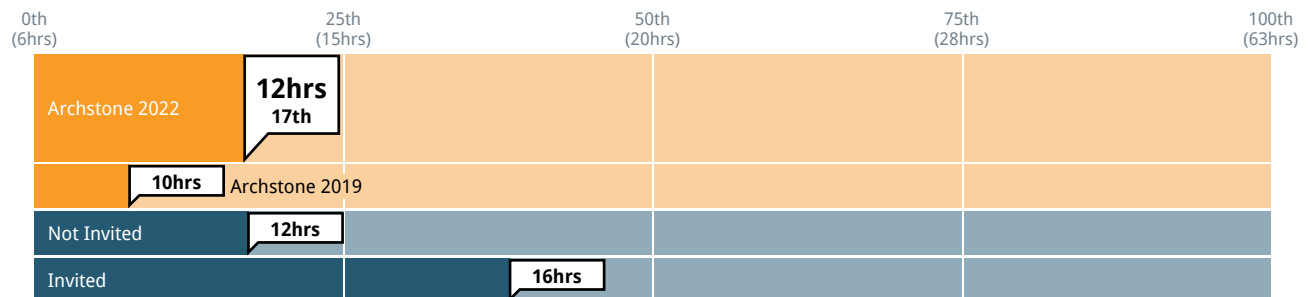
Selected Cohort: Custom Cohort				
Time Spent On Proposal And Selection Process	Archstone 2022	Archstone 2019	Average Funder	Custom Cohort
1 to 9 hours	13%	17%	23%	20%
10 to 19 hours	13%	21%	21%	21%
20 to 29 hours	24%	5%	17%	20%
30 to 39 hours	11%	10%	7%	7%
40 to 49 hours	16%	21%	11%	14%
50 to 99 hours	16%	10%	11%	10%
100 to 199 hours	3%	12%	6%	6%
200+ hours	5%	5%	3%	1%

Selected Subgroup: Priority Area			
Time Spent On Proposal And Selection Process (By Subgroup)	Legacy	Capacity Building & Innovations	Other
1 to 9 hours	14%	27%	10%
10 to 19 hours	7%	18%	20%
20 to 29 hours	36%	18%	20%
30 to 39 hours	7%	9%	20%
40 to 49 hours	7%	18%	10%
50 to 99 hours	21%	9%	20%
100 to 199 hours	0%	0%	0%
200+ hours	7%	0%	0%

## Applicant Feedback

### Applicant Responses

#### Median Hours Spent on Proposal and Selection Process



Cohort: None Past results: on Subgroup: Catchafire Invite - APR

Selected Cohort: None			
Time Spent on Selection Process	Archstone 2022	Archstone 2019	Average Funder
Fewer than 10 hours	36%	42%	20%
10 to 19 hours	25%	21%	24%
20 to 29 hours	15%	12%	18%
30 to 39 hours	8%	7%	9%
40 to 49 hours	11%	7%	9%
50 to 99 hours	5%	7%	13%
100 to 199 hours	0%	5%	5%
200 hours or more	0%	0%	2%

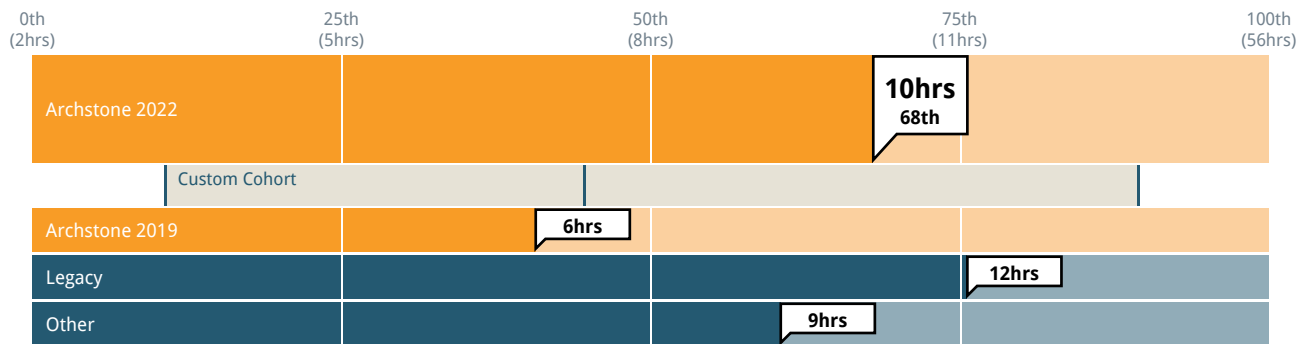
Selected Subgroup: Catchafire Invite - APR		
Time Spent on Selection Process (By Subgroup)	Not Invited	Invited
Fewer than 10 hours	37%	35%
10 to 19 hours	29%	17%
20 to 29 hours	12%	22%
30 to 39 hours	12%	0%
40 to 49 hours	8%	17%
50 to 99 hours	4%	9%
100 to 199 hours	0%	0%
200 hours or more	0%	0%



## Time Spent on Reporting and Evaluation Process

### Grantee Responses

#### Median Hours Spent on Monitoring, Reporting and Evaluation Process Per Year



Cohort: Custom Cohort Past results: on Subgroup: Priority Area

Selected Cohort: Custom Cohort				
Time Spent On Monitoring, Reporting, And Evaluation Process (Annualized)	Archstone 2022	Archstone 2019	Average Funder	Custom Cohort
1 to 9 hours	44%	57%	54%	56%
10 to 19 hours	38%	12%	19%	21%
20 to 29 hours	6%	19%	10%	11%
30 to 39 hours	0%	2%	4%	3%
40 to 49 hours	3%	0%	3%	2%
50 to 99 hours	9%	2%	5%	3%
100+ hours	0%	7%	4%	4%

Selected Subgroup: Priority Area			
Time Spent On Monitoring, Reporting, And Evaluation Process (Annualized) (By Subgroup)	Legacy	Capacity Building & Innovations	Other
1 to 9 hours	27%	N/A	50%
10 to 19 hours	40%	N/A	40%
20 to 29 hours	7%	N/A	10%
30 to 39 hours	0%	N/A	0%
40 to 49 hours	7%	N/A	0%
50 to 99 hours	20%	N/A	0%
100+ hours	0%	N/A	0%

## Archstone-Specific Questions

### Archstone Custom Questions

CEP included a series of Archstone-specific customized questions in Archstone's grantee and applicant surveys. The following pages outline grantees' and applicants' responses on those questions.

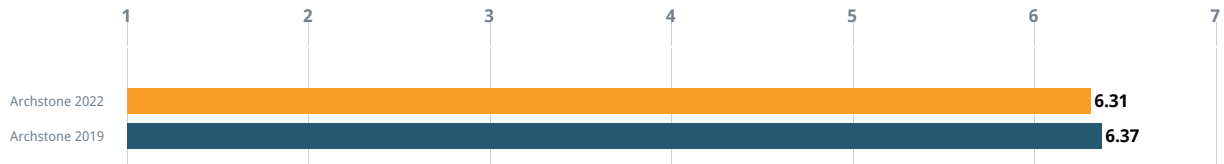
## Right Track

### Grantee Responses

Thinking about the Foundation's work over the past few years, to what extent do you agree or disagree with the following statement: The Foundation is on the right track to improve the health and wellbeing of California's older adults.

1 = Strongly disagree    4 = Neither agree nor disagree    7 = Strongly agree

Archstone 2022    Archstone 2019

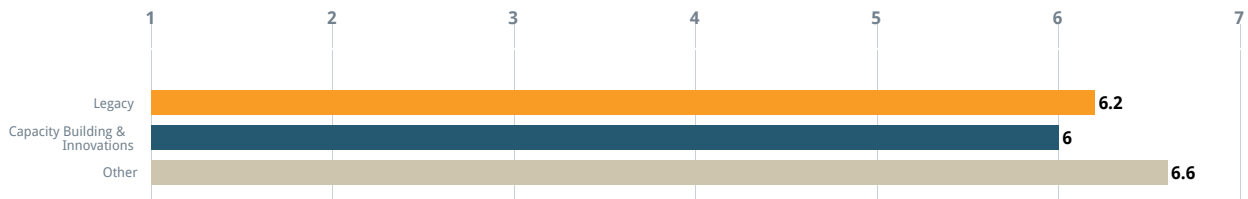


Cohort: None    Past results: on

Thinking about the Foundation's work over the past few years, to what extent do you agree or disagree with the following statement: The Foundation is on the right track to improve the health and wellbeing of California's older adults. - By Subgroup

1 = Strongly disagree    4 = Neither agree nor disagree    7 = Strongly agree

Legacy    Capacity Building & Innovations    Other



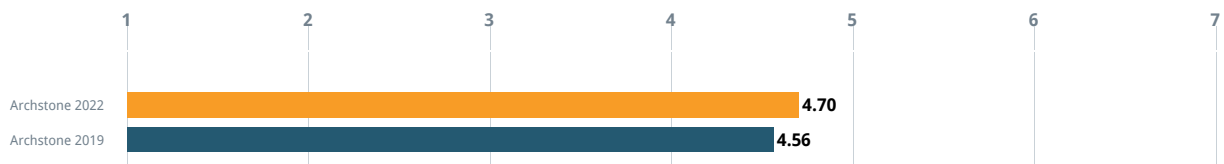
Subgroup: Priority Area

### Applicant Responses

Thinking about the Foundation's work over the past few years, to what extent do you agree or disagree with the following statement: The Foundation is on the right track to improve the health and wellbeing of California's older adults.

1 = Strongly disagree    4 = Neither agree nor disagree    7 = Strongly agree

Archstone 2022    Archstone 2019

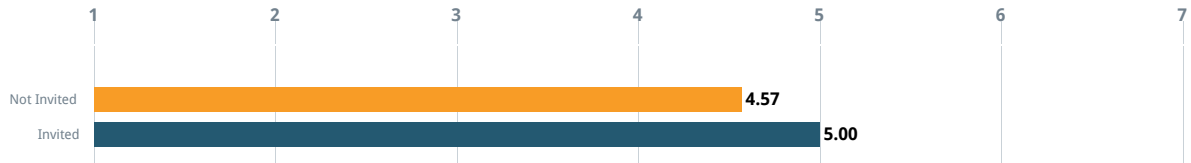


Cohort: None    Past results: on

Thinking about the Foundation's work over the past few years, to what extent do you agree or disagree with the following statement: The Foundation is on the right track to improve the health and wellbeing of California's older adults. - By Subgroup

1 = Strongly disagree    4 = Neither agree nor disagree    7 = Strongly agree

Not Invited    Invited



Subgroup: Catchafire Invite - APR

## Capacity Building and Innovation Program

For the following question, respondents were shown the following prompt:

"In 2020 Archstone Foundation started a capacity building and innovation program to strengthen the ability of non-profits to serve older adults and their caregivers. The program offers up to \$50,000 for organizational capacity building or the implementation of an evidence-based program. Four rounds of the program have been offered, funding a total of 14 organizations."

### Grantee Responses

Does this grant program sound as if it would be useful to your organization?


Yes No



Cohort: None Past results: on

Does this grant program sound as if it would be useful to your organization? - By Subgroup

Yes No



Subgroup: Priority Area

### Applicant Responses

Does this grant program sound as if it would be useful to your organization?

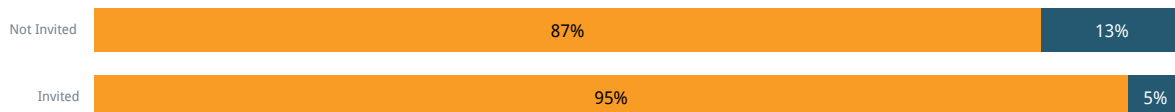
Yes No



Cohort: None Past results: on

Does this grant program sound as if it would be useful to your organization? - By Subgroup

Yes No



Subgroup: Catchafire Invite - APR

## Catchafire

For the following question, respondents were shown the following prompt:

"In Spring of 2021, many grantees and declined applicants to Archstone Foundation were offered free access to the Catchafire on-line volunteer matching service. With Catchafire, invited non-profits could list projects and find volunteers to support their work."

### Grantee Responses

Note: Less than 8 grantees responded to the question, "If you registered for Catchafire but didn't post a project, why not? (Please check all that apply)". Therefore, CEP is unable to show data for this question. However, the most commonly selected reasons were "Didn't have enough time" and grantees writing in that their organization had [limited staff capacity](#).

Based on your experience working with Catchafire, please choose one of the answer options below:



Cohort: None Past results: on

Based on your experience working with Catchafire, please choose one of the answer options below: - By Subgroup



Subgroup: Catchafire Invite

### Applicant Responses

Note: Less than 10 declined applicants responded to the questions, "If you registered for Catchafire but didn't post a project, why not? (Please check all that apply)" and "Based on your experience working with Catchafire, please choose one of the answer options below:" Therefore, CEP is unable to show data for this question. However, the most commonly selected reasons were "Didn't have enough time" and applicants writing in that [they did not see the service as a fit](#).

## The Three Ts

For the following question, respondents were shown the following prompt:

"In 2021 Archstone Foundation introduced its new strategic plan Teams, Training, and Technology (The Three Ts). Archstone Foundation aims to improve the health and well-being of older Californians and their caregivers through three interrelated efforts: advancing models of Team care bridging health care and social services; Training health and social services personnel in new models of care and teamwork; and fostering Technology that ensures that vital information is available across all team members and puts the person and family at the center of care. A commitment to diversity, equity, and inclusion is threaded throughout the plan, as well as a specific grantmaking allocation to ensure that we address the special needs of historically disadvantaged older persons and work to narrow disparities in outcomes."

### Grantee Responses

#### Were you aware of this new strategy?

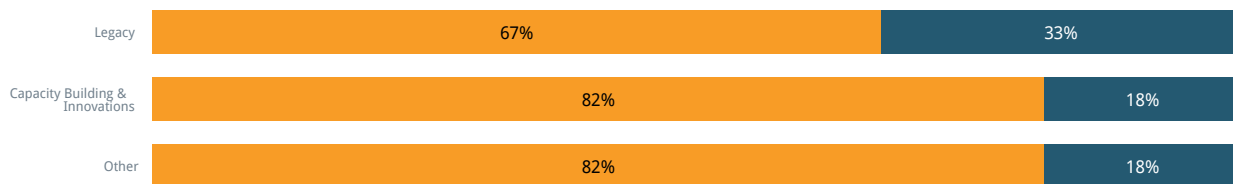
Yes No



Cohort: None Past results: on

#### Were you aware of this new strategy? - By Subgroup

Yes No



Subgroup: Priority Area

### Applicant Responses

#### Were you aware of this new strategy?

Yes No



Cohort: None Past results: on

#### Were you aware of this new strategy? - By Subgroup

Yes No



Subgroup: Catchfire Invite - APR



## Grantee and Applicant Written Comments

In the foundation's Grantee and Applicant Perception Report survey, CEP asks four written questions of grantees (applicants are asked the first, third, and fourth questions):

1. "Please comment on the quality of Archstone's processes, interactions, and communications."
2. "Thinking beyond the grant you received, please comment on how Archstone influences your field, community, or organization."
3. "What specific improvements would you suggest that would make Archstone a better funder?"
4. "What advice would you offer the Foundation as it seeks to improve the health and well-being of older Californians and their caregivers with its new strategy?"

To download the full set of grantee comments and suggestions, please refer to the "Attachments" dropdown menu at the top right of your report. Please note that some comments may be redacted or removed to protect the confidentiality of respondents.

### CEP's Qualitative Analysis

CEP thoroughly reviews each comment submitted and conducts comprehensive qualitative analysis on two of these questions in the GPR.

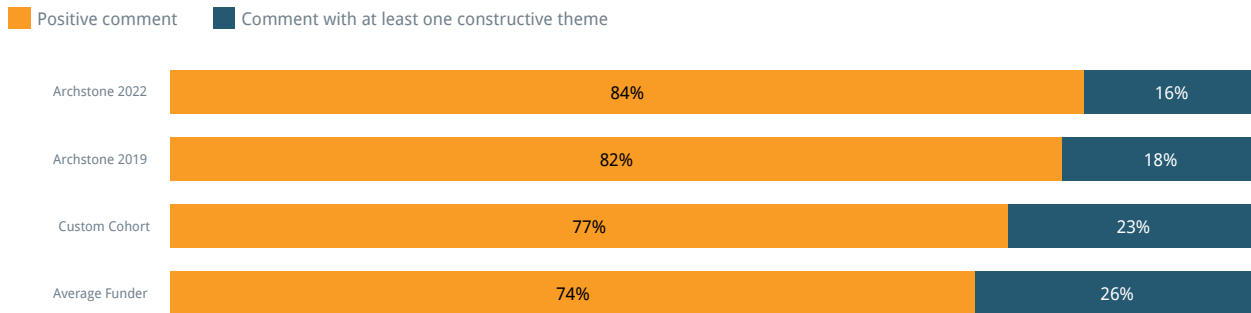
The following pages outline the results of CEP's analyses.

## Quality of Archstone's Processes, Interactions and Communications

Grantees were asked to comment on the quality of the Foundation's processes, interactions, and communications. Their comments were then categorized by the nature of their content, specifically whether the content is positive, neutral or constructive.

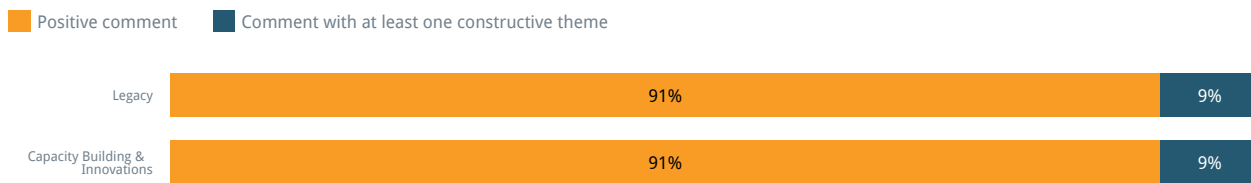
For a comment to be categorized as constructive, there must have been at least one constructive topic in its content.

### Positivity of Comments about the Quality of the Foundation's Processes, Interactions, and Communications



Cohort: Custom Cohort Past results: on

### Positivity of Comments about the Quality of the Foundation's Processes, Interactions, and Communications - By Subgroup



Subgroup: Priority Area

## Suggestion Themes

Grantees and applicants were asked to provide any suggestions for how the Foundation could improve. These suggestions were then categorized by CEP and grouped into the topics below. Of the 117 grantee and applicant respondents to the survey, 45 provided suggestions.

To download the full set of grantee and applicant comments and suggestions, please refer to the "Downloads" dropdown menu at the top right of your report. Please note that comments have been edited or deleted to protect the confidentiality of respondents.

### Proportion of Grantee Suggestions by Topic

Topic of Suggestion	Proportion
Grantmaking Characteristics	25%
Diversity, Equity, and Inclusion	20%
Impact on Grantee Fields	15%
Understanding of Grantee Organizations	15%
Communications	10%
Grant Processes	10%
Other	5%

### Proportion of Applicant Suggestions by Topic

Topic of Suggestion	Proportion
Grant Processes	40%
Impact on Fields and Organizations	29%
Interactions with Foundation Staff	17%
Diversity, Equity, and Inclusion	6%
Other	9%

## Selected Grantee Suggestions

Grantees were asked to provide any suggestions for how the Foundation could improve. These suggestions were then categorized by CEP and grouped into the topics below.

Please note that the number of respondents in each category is small, and, although CEP has grouped comments into themes, most subthemes represent no more than two suggestions.

### Grantmaking Characteristics (25% N=5)

- Provide More Multi-Year and GOS Grants (N = 3)
  - "Funding organizations for multi-year grants..."
  - "Making more general operating grants, especially to BIPOC organizations."
  - "...The Foundation needs to get with the times and offer...unrestricted multiyear funding"
- Increase Numbers of Grants and Grant Size (N = 2)
  - "More awards and more money per award."
  - "Just wish Archstone had even more money to give out as grants."

### Diversity, Equity, and Inclusion (20% N=4)

- Diversify Staff (N = 2)
  - "It seems like Archstone is good about trusting its staff's input. We would like to encourage that, and how that Archstone will include more and more diverse staff and board members...."
  - "...Employ more program officers who have deep knowledge of the communities their grantees serve and have experience managing programs in a nonprofit setting."
- Fund DEI (N = 1)
  - "More funding is needed to address the disparities in [mostly Black and Latino communities]."
- Making Commitment to DEI More Clear and Explicit (N = 1)
  - "Openness and honesty regarding the foundation's direction regarding it investments around DEI and where the organization has fallen short"

### Impact on Grantee Fields (15% N=3)

- Broadening Focus Areas (N = 3)
  - "Need more advocacy for CMS to fund social model programs...."
  - "...Should consider funding more advocacy work."
  - "Fund a broader range of opportunities."

### Understanding of Grantee Organizations (15% N=3)

- Better Understanding of Grantees' Context and Perspectives (N = 3)
  - "... Maintaining a flexible approach to work within each grantees unique agency and population needs may yield important new opportunities..."
  - "Perhaps interviewing line staff, not about grant related performance, but about their perspectives on the people they serve and the situations they encounter doing direct services."
  - "The Foundation could convene focus groups of its grantees to learn more about their views about emergent needs."

### Communications (10% N=2)

- Clarify Alignment with Grantees (N = 1)
  - "Helping organizations connect the dots between their own mission and commitment to serving the community and those of Archstone's."
- More Consistent Communication (N = 1)
  - "Ensure alignment and consistent messages across the organization regarding future grant funding prospects."

### Grant Processes (10% N=2)

- Streamline Processes and Increase Flexibility (N = 2)
  - "Increased flexibility and openness in its processes and requirements."
  - "...The Foundation needs to get with the times and offer more streamlined application processes..."

### Other (5% N=1)

- More Opportunities to Present Grantee Work (N = 1)
  - "... It would be very nice to have some opportunity to present the findings from our work to your Board of Directors."

## Selected Applicant Suggestions

Applicants were asked to provide any suggestions for how the Foundation could improve. These suggestions were then categorized by CEP and grouped into the topics below.

### Grant Processes (40% N=14)

- More Clarity About Guidelines and Funding Priorities (N = 6)
  - "More clearly state geographic priorities/opportunities."
  - "Assign staff to discuss grant applications with prospective applicants PRIOR to organizations submitting to determine whether there is a chance that the proposal will be accepted and meets the criteria."
  - "Provide examples of the organizations they did choose to fund."
  - "Allow a discovery call or post FAQ's on the website."
  - "Be very clear in the LOI that grants are solely for California programs."
  - "More clarity about what they will fund."
- Provide More Feedback on Applications (N = 5)
  - "I don't mind being denied, but want to know why."
  - "We would appreciate a call to discuss the actual reasons why an application was denied and what specific actions could be taken to strengthen the application for next time. I know the staff is very committed to their ideals, but as we are unable to establish direct dialogue we are unsure of the Program Officer's thoughts about our work and organization. "
  - "More communication with agencies who apply for funding beyond a declination letter."
  - "...It would have been nice to have received a bit more encouragement for our work even if they weren't going to fund us."
  - "Explanations for rejections."
- Streamline Processes (N = 3)
  - "Make the process straightforward."
  - "There were a lot of questions on the full application that were mostly the same as the LOI but a little bit different, so we felt we had to try to expand upon our previous answer."
  - "When only giving out [a few] grants, you have to ask yourself if it is worthwhile to put all the work in just for the letter of intent as there are so many applicants."

### Impact on Fields and Organizations (29% N=10)

- Redefine and Broaden Funding Priorities (N = 9)
  - "If you want to see change, explore equity work, improve the lives of seniors with access to palliative and hospice care..."
  - "To have a significant impact, funders need to support programs that promote structural change through advocacy, policy development, and training."
  - "Small to mid-size nonprofits...can truly benefit from grants of any size.... So, perhaps, more consideration could be given to nonprofits that fit this size category..."
  - "Given the issue of aging is so threatening, we would suggest that the foundation take a higher risk portfolio in investing in more early-stage project."
  - "I think Archstone should look at the smaller organizations that work directly with local communities and be open to funding them."
  - "Bring back the small CB grant opportunity. "
  - "More funding for the arts"
  - "Distill high-level academic priorities down to meet service providers and community-level needs."
  - "Consider different ways to reach the same goal for the benefit of those served."
- Understanding of Applicants' Work (N = 1)
  - "Be part of collaboratives in the area or philanthropy groups in the area to determine what is going on and what is the need."

### Interactions with Foundation Staff (17% N=6)

- More Opportunities for Interactions (N = 4)
  - "Although communications with grantees is improving over the last two years, we feel that more interaction or engagement on declined proposals would be helpful."
  - "More Foundation staff interaction."
  - "I would like to know more about the foundation, maybe hosting a zoom for info and more detail about the Foundation. "
  - "Our organization would welcome the opportunity to have an online "meet and greet" to provide an overview of who we are and what we do."
- Better Foundation Staff Responsiveness (N = 2)
  - "Respond to inquiries from prospective applicants"
  - "If you're going to list a person's email and phone number on your website, make sure that person responds."

### Diversity, Equity, and Inclusion (6% N=2)

- Fund DEI (N = 2)
  - "Be open to respecting diverse communities and their history and knowledge in serving their respective service population."

- "Building capacity to support diverse communities and advance racial equity."

**Other (9% N=3)**

- Grantmaking Characteristics (N = 1)
- Other (N = 2)

## Contextual Data

Please note that all information in this section is based on self-reported data from grantees or declined applicants.

### Grantee Responses

#### Grantmaking Characteristics

Selected Cohort: Custom Cohort				
Length of Grant Awarded	Archstone 2022	Archstone 2019	Median Funder	Custom Cohort
Average grant length	2 years	2.6 years	2.1 years	1.9 years

Selected Cohort: Custom Cohort				
Length of Grant Awarded	Archstone 2022	Archstone 2019	Average Funder	Custom Cohort
0 - 1.99 years	42%	26%	48%	47%
2 - 2.99 years	18%	17%	22%	28%
3 - 3.99 years	38%	48%	19%	20%
4 - 4.99 years	2%	4%	3%	2%
5 - 50 years	0%	4%	8%	4%

Selected Cohort: None			
Proportion of Unrestricted Funding	Archstone 2022	Archstone 2019	Average Funder
No, this funding was not restricted to a specific use (i.e. general operating, core support)	2%	9%	26%
Yes, this funding was restricted to a specific use (e.g. supported a specific program, project, capital need, etc.)	98%	91%	74%

#### Grantmaking Characteristics - By Subgroup



Selected Subgroup: Priority Area			
Length of Grant Awarded (By Subgroup)	Legacy	Capacity Building & Innovations	Other
Average grant length	2.7 years	1 years	1.6 years

Selected Subgroup: Priority Area			
Length of Grant Awarded (By Subgroup)	Legacy	Capacity Building & Innovations	Other
0 - 1.99 years	12%	100%	60%
2 - 2.99 years	19%	0%	20%
3 - 3.99 years	62%	0%	20%
4 - 4.99 years	6%	0%	0%
5 - 50 years	0%	0%	0%

Selected Subgroup: Priority Area			
Proportion of Unrestricted Funding (By Subgroup)	Legacy	Capacity Building & Innovations	Other
No, this funding was not restricted to a specific use (i.e. general operating, core support)	6%	0%	0%
Yes, this funding was restricted to a specific use (e.g. supported a specific program, project, capital need, etc.)	94%	100%	100%

## Grant Size

Selected Cohort: Custom Cohort				
Grant Amount Awarded	Archstone 2022	Archstone 2019	Median Funder	Custom Cohort
Median grant size	\$150K	\$200K	\$100K	\$110.4K

Selected Cohort: Custom Cohort				
Grant Amount Awarded	Archstone 2022	Archstone 2019	Average Funder	Custom Cohort
Less than \$10K	0%	2%	9%	6%
\$10K - \$24K	2%	13%	12%	12%
\$25K - \$49K	12%	11%	12%	11%
\$50K - \$99K	29%	2%	14%	17%
\$100K - \$149K	7%	7%	9%	10%
\$150K - \$299K	17%	33%	16%	24%
\$300K - \$499K	32%	22%	9%	11%
\$500K - \$999K	0%	7%	8%	4%
\$1MM and above	0%	4%	9%	6%

Selected Cohort: Custom Cohort				
Median Percent of Budget Funded by Grant (Annualized)	Archstone 2022	Archstone 2019	Median Funder	Custom Cohort
Size of grant relative to size of grantee budget	1%	2%	4%	3%

### Grant Size - By Subgroup

Selected Subgroup: Priority Area			
Grant Amount Awarded (By Subgroup)	Legacy	Capacity Building & Innovations	Other
Median grant size	\$300K	\$50K	\$80K

Selected Subgroup: Priority Area			
Grant Amount Awarded (By Subgroup)	Legacy	Capacity Building & Innovations	Other
Less than \$10K	0%	0%	0%
\$10K - \$24K	6%	0%	0%
\$25K - \$49K	0%	27%	18%
\$50K - \$99K	12%	73%	36%
\$100K - \$149K	6%	0%	18%
\$150K - \$299K	19%	0%	27%
\$300K - \$499K	56%	0%	0%
\$500K - \$999K	0%	0%	0%
\$1MM and above	0%	0%	0%

Selected Subgroup: Priority Area			
Median Percent of Budget Funded by Grant (Annualized) (By Subgroup)	Legacy	Capacity Building & Innovations	Other
Size of grant relative to size of grantee budget	2%	1%	3%

## Application Characteristics

### Applicant Responses

Selected Cohort: None			
Was the grant proposal you submitted restricted to a specific use?	Archstone 2022	Archstone 2019	Average Funder
Yes, the grant proposal was for restricted funding	92%	95%	81%
No, the grant proposal was for funding not restricted to a specific use	8%	5%	19%

Selected Cohort: None			
Grant Amount Requested	Archstone 2022	Archstone 2019	Median Funder
Median Grant Amount	\$50K	\$25K	\$50K

Selected Cohort: None			
Grant Amount Requested	Archstone 2022	Archstone 2019	Average Funder
Less than \$10K	3%	13%	9%
\$10K - \$24K	19%	33%	20%
\$25K - \$49K	22%	21%	19%
\$50K - \$99K	51%	10%	21%
\$100K - \$149K	3%	5%	9%
\$150K - \$299K	0%	3%	13%
\$300K - \$499K	1%	3%	5%
\$500K - \$999K	0%	5%	3%
\$1MM and above	0%	8%	1%

### Application Characteristics - By Subgroup

Selected Subgroup: Catchafire Invite - APR		
Was the grant proposal you submitted restricted to a specific use? (By Subgroup)	Not Invited	Invited
Yes, the grant proposal was for restricted funding	92%	92%
No, the grant proposal was for funding not restricted to a specific use	8%	8%

Selected Subgroup: Catchafire Invite - APR		
Grant Amount Requested (By Subgroup)	Not Invited	Invited
Median Grant Amount	\$50K	\$50K

Selected Subgroup: Catchafire Invite - APR		
Grant Amount Requested (By Subgroup)	Not Invited	Invited
Less than \$10K	4%	0%
\$10K - \$24K	19%	20%
\$25K - \$49K	26%	15%
\$50K - \$99K	45%	65%
\$100K - \$149K	4%	0%
\$150K - \$299K	0%	0%
\$300K - \$499K	2%	0%
\$500K - \$999K	0%	0%
\$1MM and above	0%	0%

## Grantee/Applicant Characteristics

### Operating Budget of Grantee Organizations

Selected Cohort: Custom Cohort				
Operating Budget of Grantee Organization	Archstone 2022	Archstone 2019	Median Funder	Custom Cohort
Median Budget	\$4M	\$6M	\$1.6M	\$2.8M

Selected Cohort: Custom Cohort				
Operating Budget of Grantee Organization	Archstone 2022	Archstone 2019	Average Funder	Custom Cohort
<\$100K	3%	3%	8%	6%
\$100K - \$499K	11%	14%	18%	15%
\$500K - \$999K	3%	8%	13%	12%
\$1MM - \$4.9MM	35%	19%	30%	30%
\$5MM - \$24MM	38%	32%	18%	21%
>=\$25MM	11%	24%	12%	15%

Selected Subgroup: Priority Area			
Operating Budget of Grantee Organization (By Subgroup)	Legacy	Capacity Building & Innovations	Other
Median Budget	\$3M	\$8M	\$2M

Selected Subgroup: Priority Area			
Operating Budget of Grantee Organization (By Subgroup)	Legacy	Capacity Building & Innovations	Other
<\$100K	0%	0%	10%
\$100K - \$499K	8%	0%	10%
\$500K - \$999K	0%	0%	10%
\$1MM - \$4.9MM	46%	27%	50%
\$5MM - \$24MM	23%	73%	20%
>=\$25MM	23%	0%	0%

### Operating Budget of Applicant Organizations

Selected Cohort: None			
Operating Budget of Applicant Organization	Archstone 2022	Archstone 2019	Median Funder
Median Budget	\$3M	\$1.4M	\$0.8M

Selected Cohort: None			
Operating Budget of Applicant Organization	Archstone 2022	Archstone 2019	Average Funder
Less than \$100K	5%	10%	17%
\$100K-\$499K	12%	17%	25%
\$500K-\$999K	11%	10%	14%
\$1MM-\$4.9MM	35%	29%	22%
\$5MM-\$25MM	25%	17%	12%
\$25MM and above	12%	17%	9%

Selected Subgroup: Catchafire Invite - APR		
Operating Budget of Applicant Organization (By Subgroup)	Not Invited	Invited
Median Budget	\$3.2M	\$2.1M

Selected Subgroup: Catchafire Invite - APR		
Operating Budget of Applicant Organization (By Subgroup)	Not Invited	Invited
Less than \$100K	6%	4%
\$100K-\$499K	8%	22%
\$500K-\$999K	10%	13%
\$1MM-\$4.9MM	38%	26%
\$5MM-\$25MM	25%	26%
\$25MM and above	13%	9%

**Additional Grantee Characteristics**

Selected Cohort: Custom Cohort				
Pattern of Grantees' Funding Relationship with the Foundation	Archstone 2022	Archstone 2019	Average Funder	Custom Cohort
First grant received from the Foundation	32%	33%	29%	30%
Consistent funding in the past	22%	46%	54%	48%
Inconsistent funding in the past	46%	22%	18%	22%



Selected Cohort: Custom Cohort				
Funding Status	Archstone 2022	Archstone 2019	Median Funder	Custom Cohort
Percent of grantees currently receiving funding from the Foundation	56%	83%	82%	67%

Selected Subgroup: Priority Area			
Pattern of Grantees' Funding Relationship with the Foundation (By Subgroup)	Legacy	Capacity Building & Innovations	Other
First grant received from the Foundation	31%	36%	27%
Consistent funding in the past	31%	9%	27%
Inconsistent funding in the past	38%	55%	45%

Selected Subgroup: Priority Area			
Funding Status (By Subgroup)	Legacy	Capacity Building & Innovations	Other
Percent of grantees currently receiving funding from the Foundation	31%	82%	55%

## Funder Characteristics

Selected Cohort: Custom Cohort				
Financial Information	Archstone 2022	Archstone 2019	Median Funder	Custom Cohort
Total assets	\$122.9M	\$116.6M	\$257.4M	\$204.8M
Total giving	\$3.4M	\$4.8M	\$18.9M	\$6.1M

Selected Cohort: Custom Cohort				
Funder Staffing	Archstone 2022	Archstone 2019	Median Funder	Custom Cohort
Total staff (FTEs)	8	8	17	14
Percent of staff who are program staff	50%	50%	43%	42%

Selected Cohort: Custom Cohort				
Grantmaking Processes	Archstone 2022	Archstone 2019	Median Funder	Custom Cohort
Proportion of grants that are invitation-only	33%	0%	50%	33%
Proportion of grantmaking dollars that are invitation-only	13%	0%	63%	35%

## Primary Contact - Applicant Responses

Selected Cohort: None		
Who is/was your primary contact at the Foundation for your current application?	Archstone 2022	Archstone 2019
Tanisha Davis	26%	43%
Jolene Fassbinder	14%	14%
Jasmine Lacsamana	11%	0%
Laura Rath	7%	14%
No program staff	33%	18%
Other (please specify):	9%	11%

## Demographics

CEP includes a series of questions related to the demographics of grant beneficiaries and survey respondents. The following pages outline grantees' and declined applicants' responses on those questions.

## Primary Beneficiary of Grant

### Grantee Ratings

Are the efforts funded by this grant primarily meant to benefit historically disadvantaged groups?

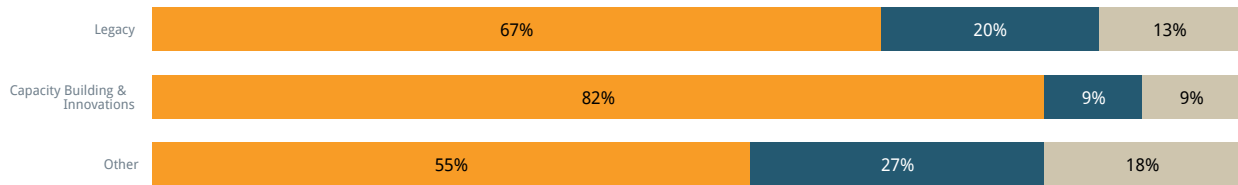
Yes No Don't know



Cohort: None Past results: on

Are the efforts funded by this grant primarily meant to benefit historically disadvantaged groups? - By Subgroup

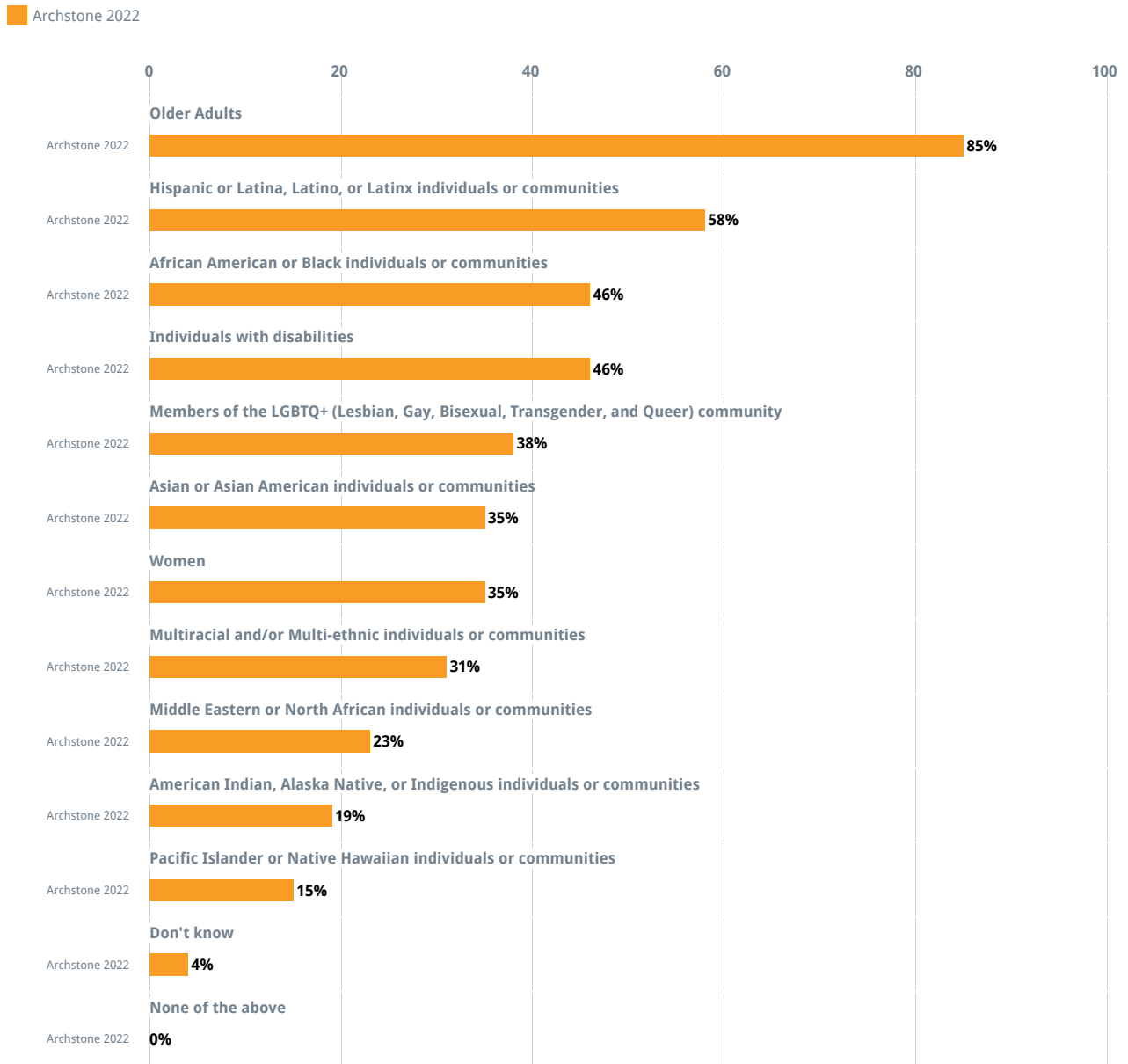
Yes No Don't know



Subgroup: Priority Area

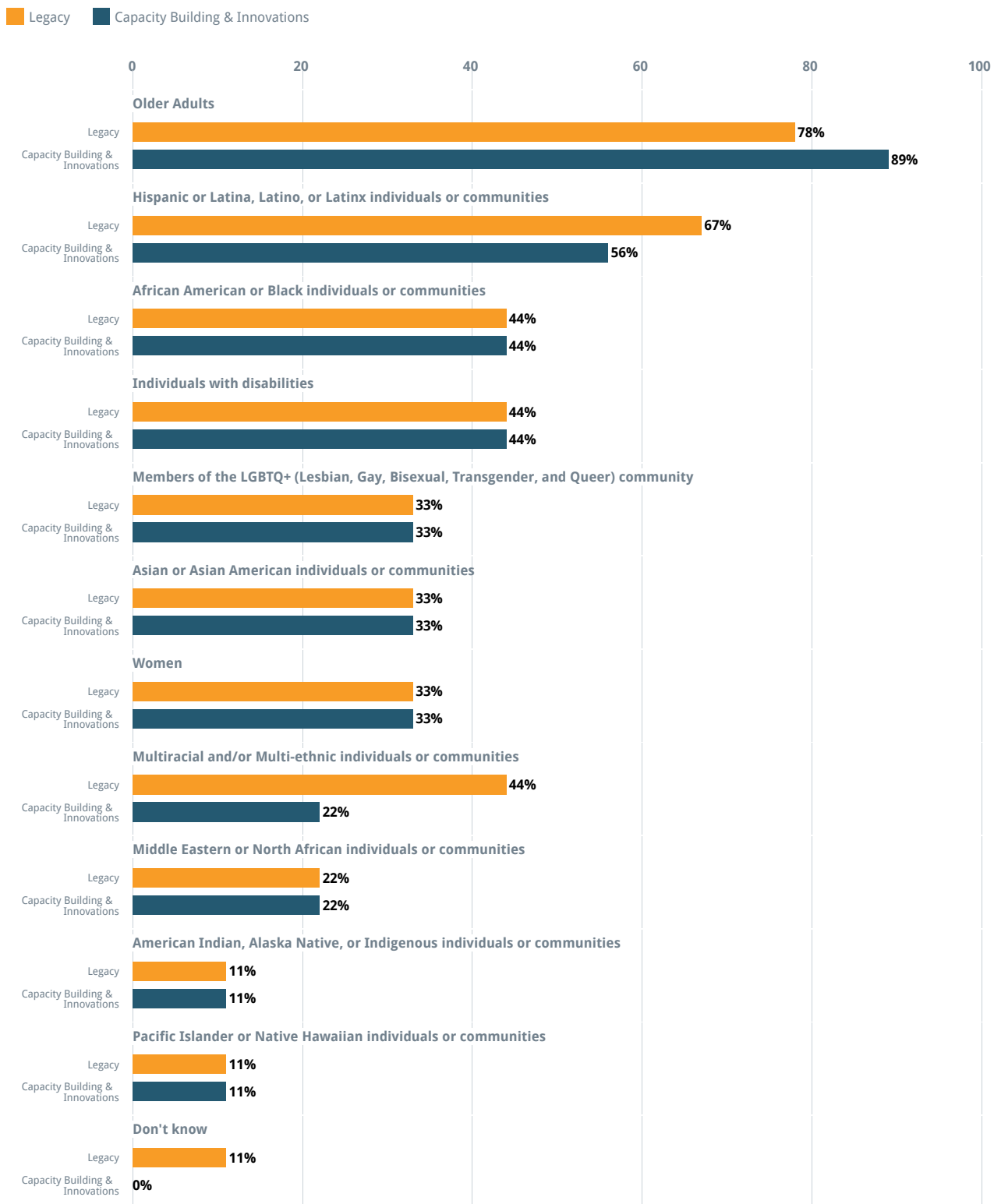
The following question is asked only of grantees who answer "yes" to the question above.

Specifically, are any of the following the primary intended people and/or communities served by the efforts funded by this grant?




Cohort: None Past results: on

**Specifically, are any of the following the primary intended people and/or communities served by the efforts funded by this grant? - By Subgroup**



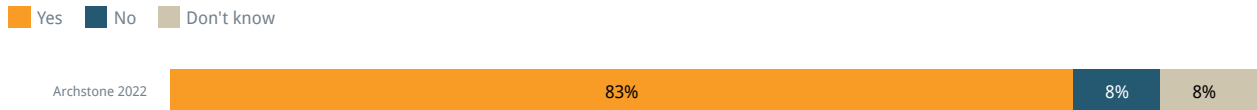
Subgroup: Priority Area

**Specifically, are any of the following the primary intended people and/or communities served by the efforts funded by this grant? - By Subgroup (cont.)**



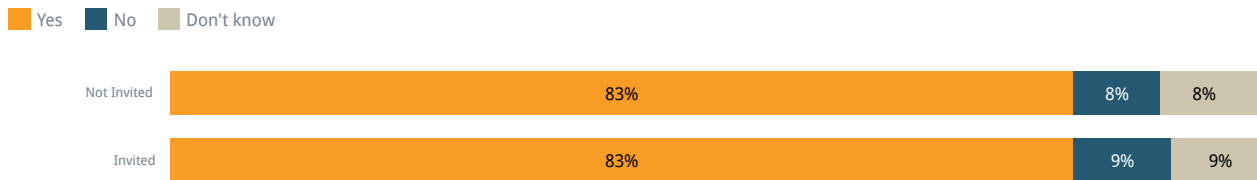
**Applicant Ratings**

**Would the efforts of your grant proposal primarily have been directed to benefit historically disadvantaged groups?**



Cohort: None Past results: on

**Would the efforts of your grant proposal primarily have been directed to benefit historically disadvantaged groups? - By Subgroup**

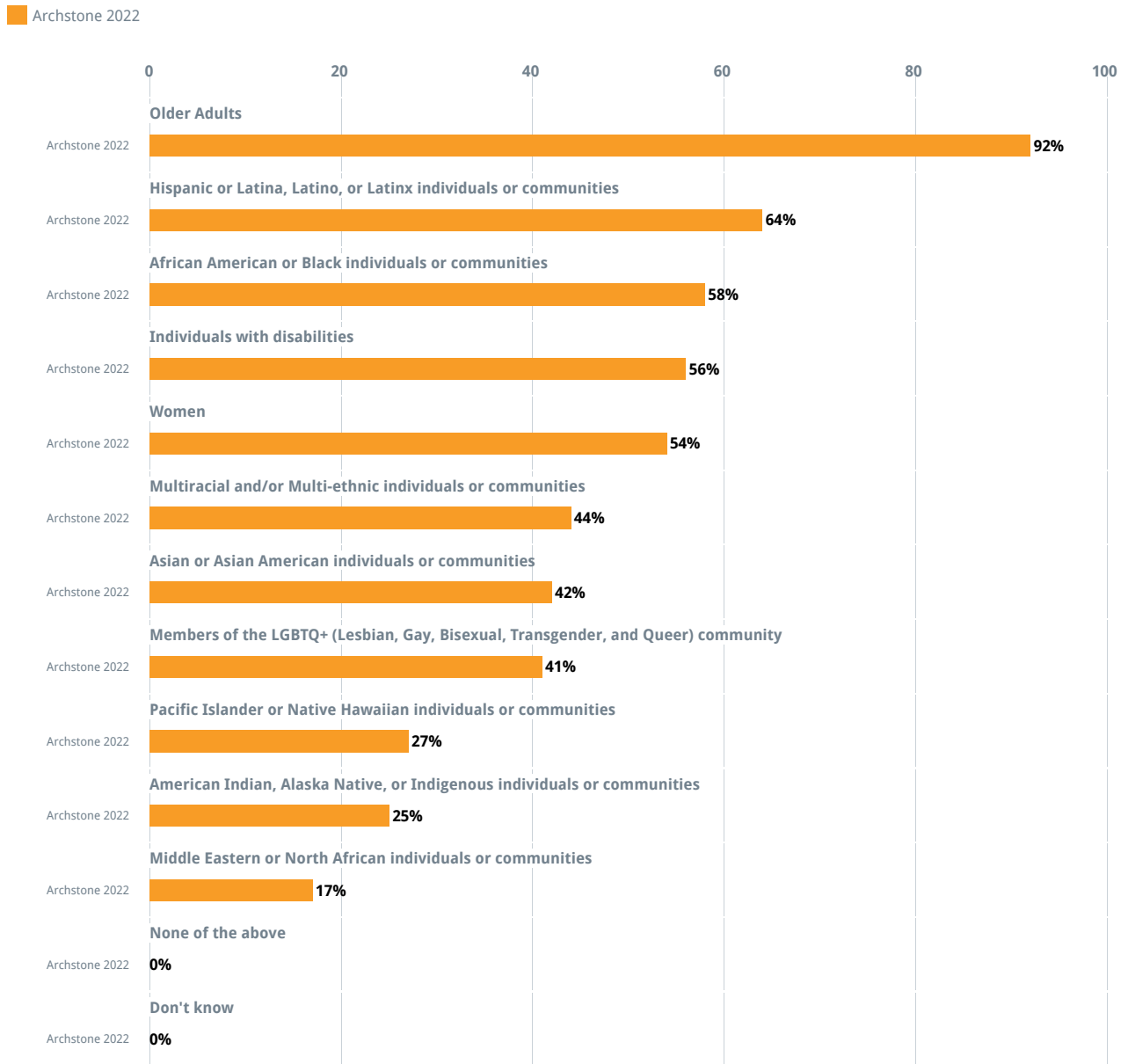


Subgroup: Catchfire Invite - APR

The following question is asked only of grantees who answer "yes" to the question above.



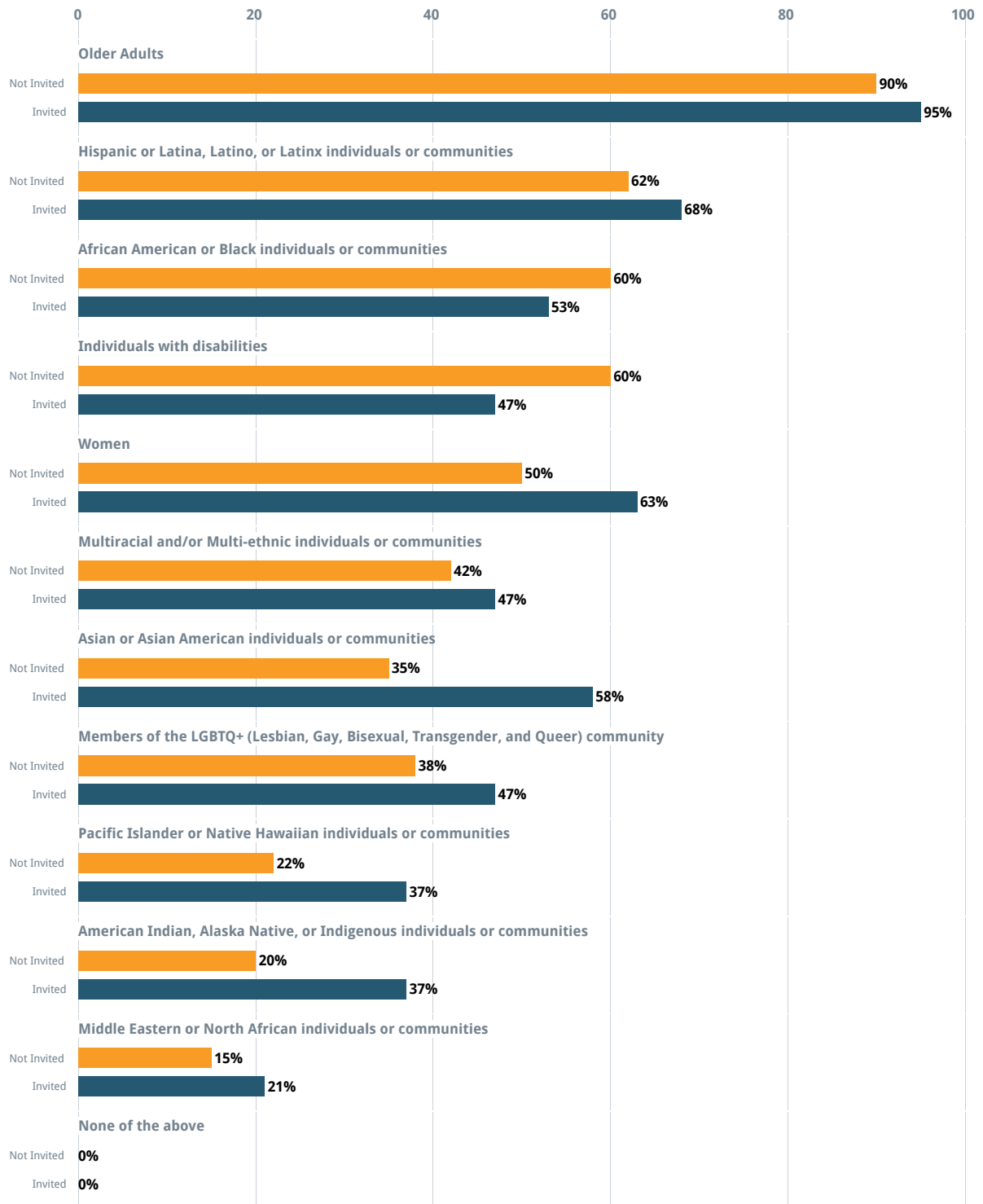
Specifically, are any of the following the primary intended people and/or communities served by the efforts funded by this grant?



Cohort: None Past results: on

Specifically, are any of the following the primary intended people and/or communities served by the efforts funded by this grant? - By Subgroup


Not Invited Invited



Subgroup: Catchafire Invite - APR

Specifically, are any of the following the primary intended people and/or communities served by the efforts funded by this grant? - By Subgroup (cont.)

Not Invited Invited



Subgroup: Catchafire Invite - APR

## Grantee Respondent Demographics

Note: Survey questions about respondents' demographics were recently modified or added to match best practices, and depict comparative data from over 50 funders in the dataset. Demographic questions related to grantees' and applicants' POC and racial/ethnic identity are only asked of respondents in the United States.

Survey language and response options for questions about race and ethnicity are guided by best practices shared by National Institutes of Health, Pew Research Center, Psi Chi Journal of Psychological Research, and the US Census Bureau.

Survey language and response options for questions about gender and LGBTQ+ identity are guided by best practices shared by Funders For LGBTQ Issues, HRC Foundation's Welcoming Schools, and the Williams Institute of the University of California – Los Angeles School of Law.

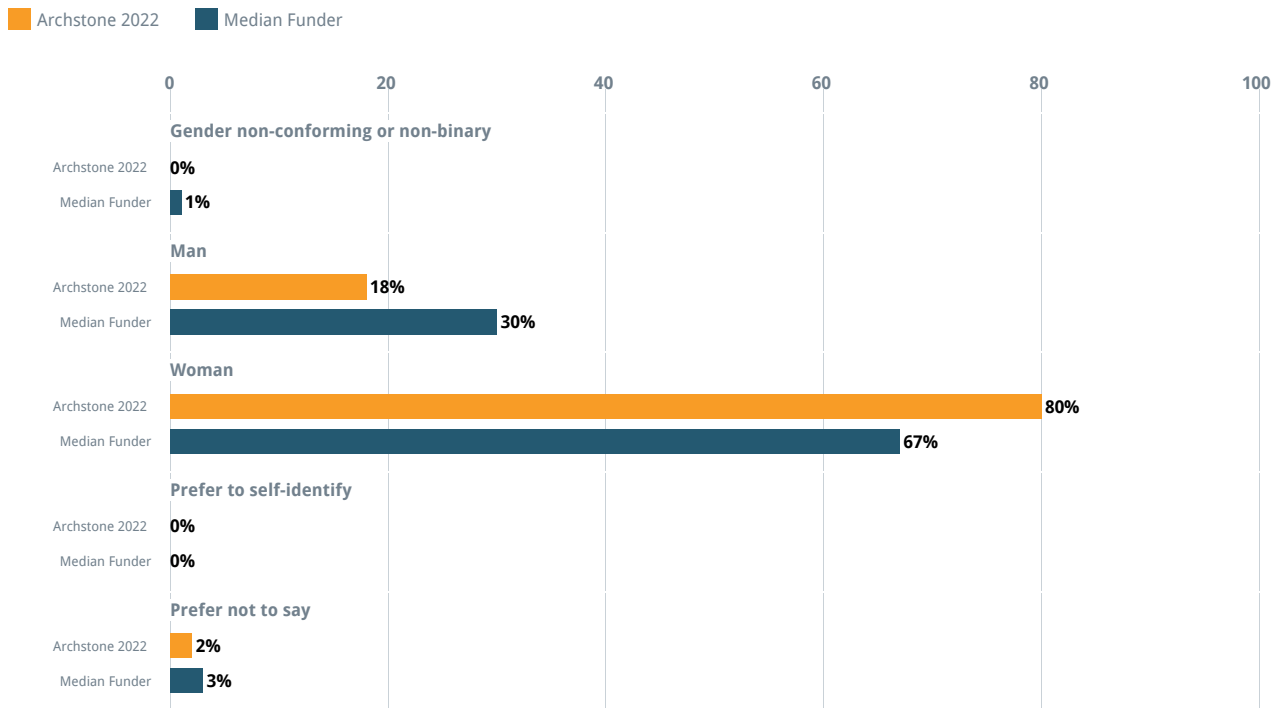
Survey respondents are asked to share their gender identities in a check-all-that-apply question. Each chart has the option of showing the average ratings of respondents who selected only "man," only "woman," multiple gender identities, "gender non-conforming or non-binary," "prefer to self-identify," and "prefer not to say" - as long as that response option had at least 10 respondents.

## Differences in Ratings by Respondent Demographics

It is CEP's standard practice to analyze responses for differences by the following demographics characteristics:

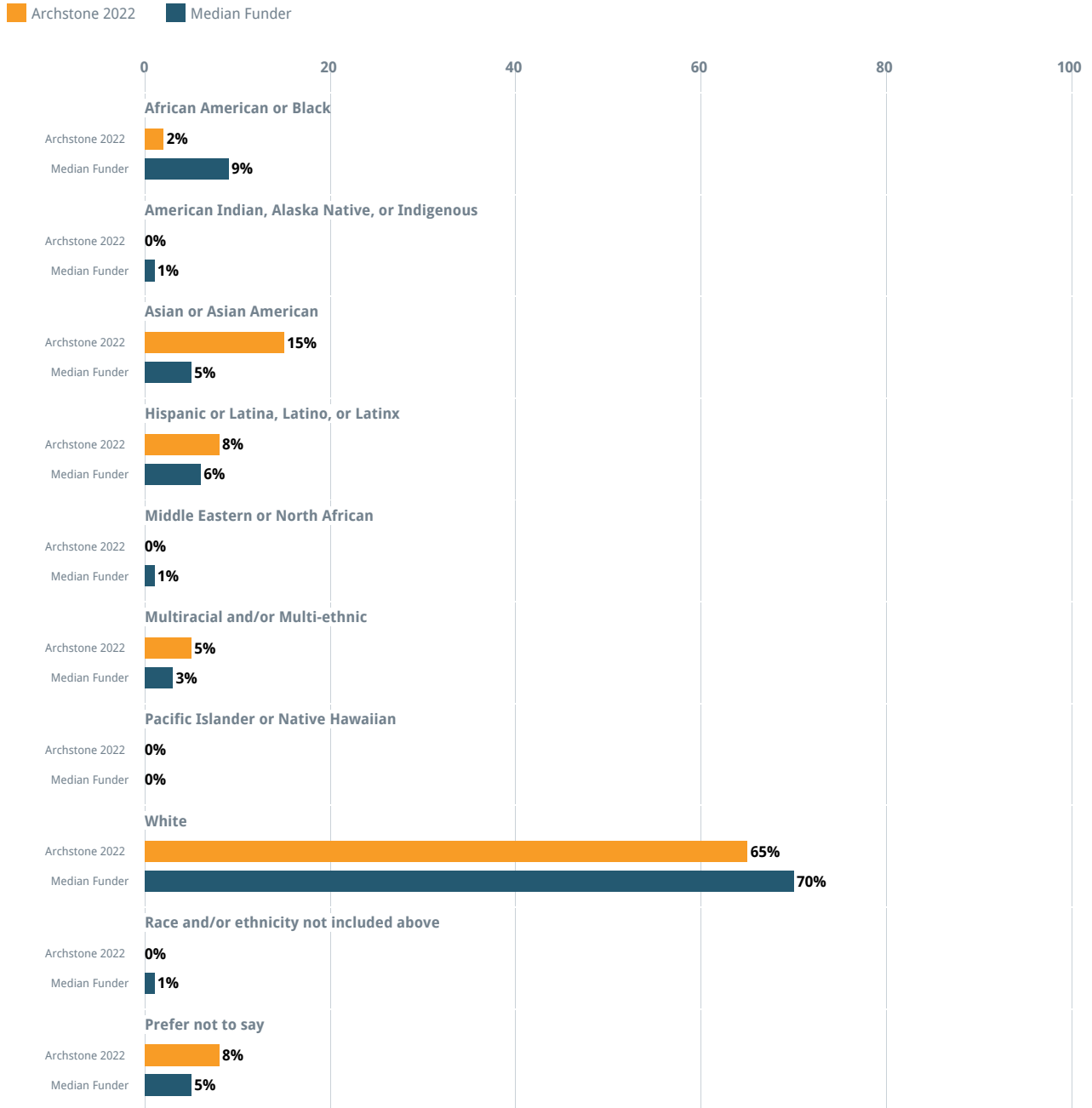
- There are no consistent, statistical differences when segmenting by Respondent Person of Color Identity.
- There are too few respondents to analyze results by Respondent Gender
- There are too few respondents to analyze results by Transgender Identity
- There are too few respondents to analyze results by LGBTQ+ Identity
- There are too few respondents to analyze results by Disability Identity

**Please select the option that represents how you describe yourself:**



Cohort: None Past results: on

How would you describe your race and/or ethnicity?



Cohort: None Past results: on

Selected Cohort: None		
Do you identify as a person of color?	Archstone 2022	Average Funder
Yes	28%	22%
No	70%	73%
Prefer not to say	2%	5%

Selected Cohort: None		
Are you transgender?	Archstone 2022	Average Funder
Yes	0%	1%
No	97%	96%
Prefer not to say	3%	3%

Selected Cohort: None		
Do you identify as a member of the LGBTQ+ (Lesbian, Gay, Bisexual, Transgender, and Queer) community?	Archstone 2022	Average Funder
Yes	10%	11%
No	88%	84%
Prefer not to say	2%	5%

Selected Cohort: None		
Do you have a disability?	Archstone 2022	Average Funder
Yes	0%	5%
No	97%	90%
Prefer not to say	3%	4%

## Applicant Respondent Demographics

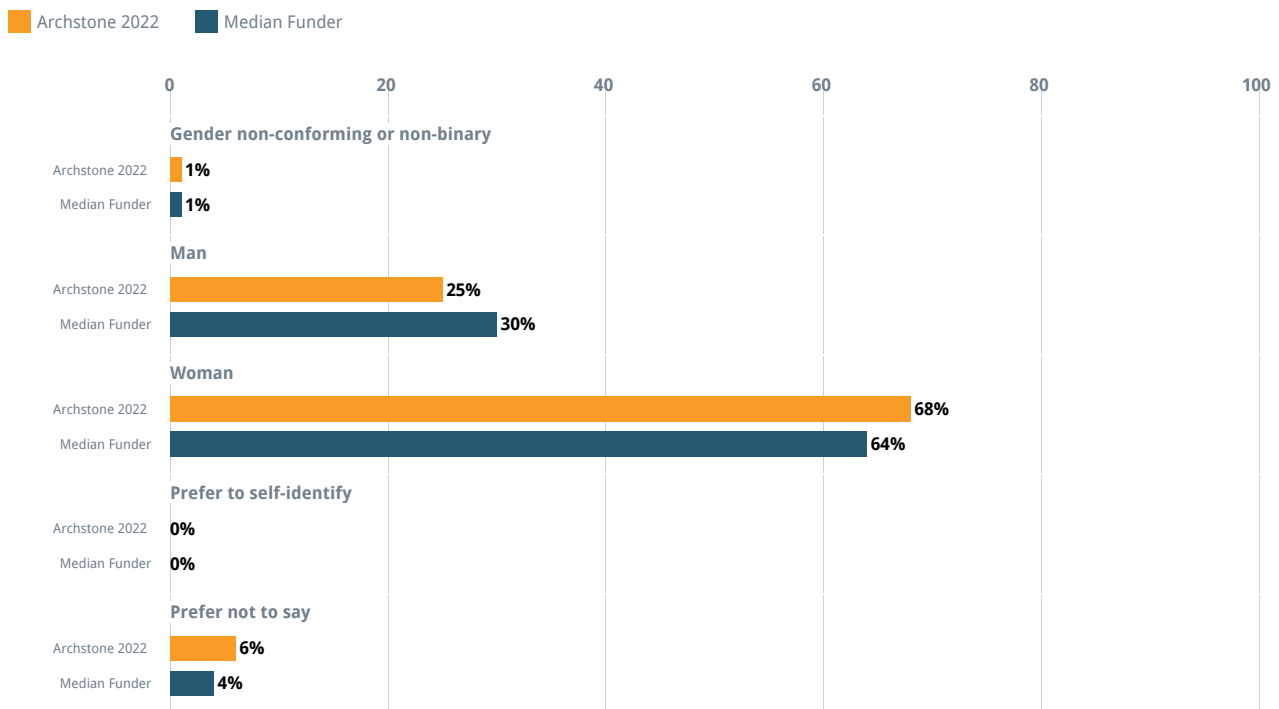
### Differences in Ratings by Respondent Demographics

It is CEP's standard practice to analyze responses for differences by the following demographics characteristics:

- Ratings from grantees who identify as a person of color are significantly *lower* than grantees who do not identify as a person of color for the following measures:
  - Impact on Applicants' Fields
  - Understanding of Applicants' Fields
  - The extent to which the Foundation understands the contextual factors affecting applicants' work
  - Proportion of Applicants That Plan to Apply Again
  - Agreement that the Foundation has clearly communicated what diversity, equity, and inclusion means for its work
- There are no consistent, statistical differences when segmenting by Respondent Gender.
- There are too few respondents to analyze results by Transgender Identity
- There are no consistent, statistical differences when segmenting by LGBTQ+ Identity.
- There are too few respondents to analyze results by Disability Identity

The subsequent questions were recently added to the applicant survey and depict data from fewer than 25 funders in CEP's dataset.

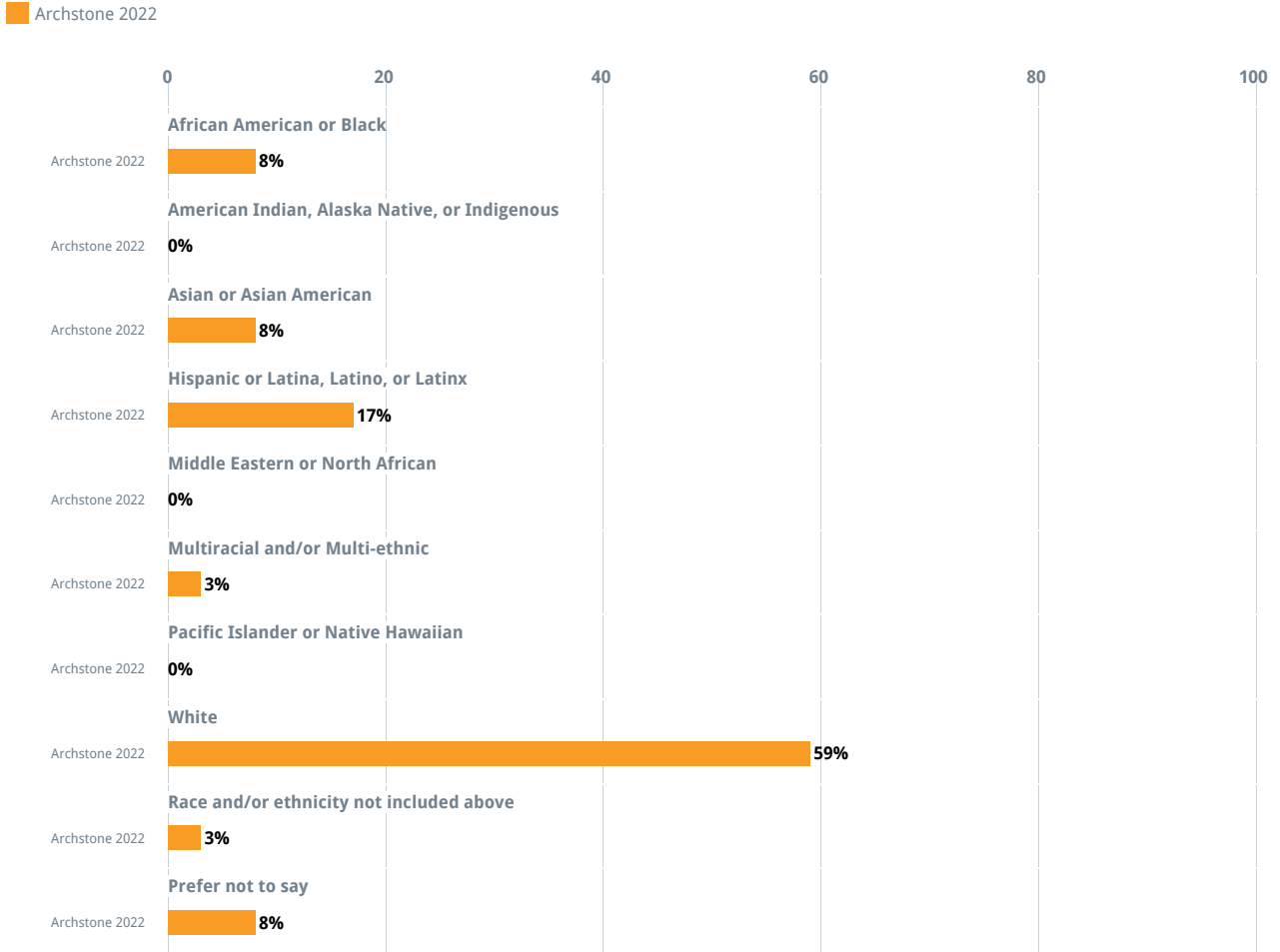
**Please select the option that represents how you describe yourself:**



Cohort: None Past results: on



**What is your race/ethnicity?**



Cohort: None Past results: on

Selected Cohort: None		
Do you identify as a person of color?	Archstone 2022	Average Funder
Yes	30%	22%
No	62%	71%
Prefer not to say	8%	8%

Selected Cohort: None	
Are you transgender?	Archstone 2022
Yes	0%
No	94%
Prefer not to say	6%

Selected Cohort: None	
Do you identify as a member of the LGBTQ+ (Lesbian, Gay, Bisexual, Transgender, and Queer) community?	Archstone 2022
Yes	21%
No	73%
Prefer not to say	6%

Selected Cohort: None	
Do you have a disability?	Archstone 2022
Yes	11%
No	85%
Prefer not to say	5%

## Respondent Job Title

### Grantee Responses

Selected Cohort: Custom Cohort				
Job Title of Respondents	Archstone 2022	Archstone 2019	Average Funder	Custom Cohort
Executive Director/CEO	30%	35%	47%	43%
Other Senior Team (i.e., reporting to Executive Director/CEO)	22%	22%	18%	19%
Project Director	30%	24%	13%	15%
Development Staff	12%	11%	9%	11%
Volunteer	0%	2%	1%	1%
Other	5%	0%	5%	5%

### Applicant Responses

Selected Cohort: None			
Job Title of Respondents	Archstone 2022	Archstone 2019	Average Funder
Executive Director/CEO	35%	38%	48%
Other Senior Team (i.e., reporting to Executive Director/CEO)	25%	17%	13%
Project Director	1%	10%	9%
Development Staff	31%	19%	12%
Volunteer	3%	0%	3%
Other	4%	0%	6%

## Additional Survey Information

On many questions in the grantee and applicant surveys, respondents are allowed to select “don’t know” or “not applicable” if they are not able to provide an alternative answer. In addition, some questions in the survey are only displayed to a select group of grantees or applicants for which that question is relevant based on a previous response.

As a result, there are some measures where only a subset of responses is included in the reported results. The table below shows the number of responses included on each of these measures. The total number of respondents to Archstone’s grantee and applicant surveys were 41 and 76, respectively.

Question Text	Number of Responses
Overall, how would you rate the Foundation's impact on your field?	40
How well does the Foundation understand the field in which you work?	38
To what extent has the Foundation advanced the state of knowledge in your field?	36
To what extent has the Foundation affected public policy in your field?	28
Overall, how would you rate the Foundation's impact on your local community?	33
How well does the Foundation understand the local community in which you work?	34
How well does the Foundation understand the social, cultural, or socioeconomic factors that affect your work?	38
How well does the Foundation understand your organization's strategy and goals?	39
How consistent was the information provided by different communication resources, both personal and written, that you used to learn about the Foundation?	41
How well do you understand the way in which the work funded by this grant fits into the Foundation's broader efforts?	39
How often do/did you have contact with your primary contact during this grant?	41
Who most frequently initiated the contact you had with your primary contact during this grant?	38
Has your main contact at the Foundation changed in the past six months?	39
Did you submit a proposal to the Foundation for this grant?	40
As you developed your grant proposal, how much pressure did you feel to modify your organization's priorities in order to create a grant proposal that was likely to receive funding?	39
To what extent was the Foundation's selection process a helpful opportunity to strengthen the efforts funded by the grant?	35
To what extent was the Foundation's selection process an appropriate level of effort given the amount of funding received?	36
To what extent was the Foundation clear and transparent about the selection process requirements and timelines?	39
To what extent was the Foundation clear and transparent about the criteria the Foundation uses to decide whether a proposal would be funded or declined?	37
At any point during this grant, including the application process, did Foundation staff visit your offices or programs?	41
Are you currently receiving funding from the Foundation?	41
Which of the following best describes the pattern of your organization's funding relationship with the Foundation?	41
How well does the Foundation understand the needs of the people and communities that you serve?	37
To what extent do the Foundation's funding priorities reflect a deep understanding of the needs of the people and communities that you serve?	39
Have you participated in a reporting or evaluation process?	40
To what extent was the Foundation's reporting process... Adaptable, if necessary, to fit your circumstances?	29
To what extent was the Foundation's reporting process... A helpful opportunity for you to reflect and learn?	31
To what extent was the Foundation's reporting process... Relevant, with questions and measures pertinent to the work funded by this grant?	31
To what extent was the Foundation's reporting process... Straightforward?	30
To what extent did the evaluation... Result in you making changes to the work that was evaluated?	11
To what extent did the evaluation... Incorporate your input in the design of the evaluation?	11
Did you receive any non-monetary support from the Foundation during this grant period?	38
How would you describe the benefit - to your organization or work - of any non-monetary support that you received?	17

Question Text	Number of Responses
To what extent did the Foundation exhibit the following during this grant... Trust in your organization's staff	40
To what extent did the Foundation exhibit the following during this grant... Candor about the Foundation's perspectives on your work	40
To what extent did the Foundation exhibit the following during this grant... Respectful interaction	40
To what extent did the Foundation exhibit the following during this grant... Compassion for those affected by your work	40
Was the funding you received restricted to a specific use?	41
Please rate the extent to which you agree or disagree with the following statements about Diversity, Equity and Inclusion:	
The Foundation has clearly communicated what Diversity, Equity and Inclusion means for its work	38
Overall, the Foundation demonstrates an explicit commitment to Diversity, Equity and Inclusion in its work	38
Overall, most staff I have interacted with at the Foundation embody a strong commitment to Diversity, Equity and Inclusion	38
I believe that the Foundation is committed to combatting racism	37
Are the efforts funded by this grant primarily meant to benefit historically disadvantaged groups?	40
Primary Intended People and/or Communities	
Are the efforts funded by this grant primarily meant to benefit historically disadvantaged groups?	40
Specifically, are any of the following the primary intended people and/or communities served by the efforts funded by this grant?	26
Custom Questions	
In 2020 Archstone Foundation started a capacity building and innovation program to strengthen the ability of non-profits to serve older adults and their caregivers. The program offers up to \$50,000 for organizational capacity building or the implementation of an evidence-based program. Four rounds of the program have been offered, funding a total of 14 organizations. Does this grant program sound as if it would be useful to your organization?	35
In Spring of 2021, many grantees and declined applicants to Archstone Foundation were offered free access to the Catchafire on-line volunteer matching service. With Catchafire, invited non-profits could list projects and find volunteers to support their work. If you registered for Catchafire but didn't post a project, why not? (Please check all that apply)	5
In 2021 Archstone Foundation introduced its new strategic plan Teams, Training, and Technology (The Three Ts). Archstone Foundation aims to improve the health and well-being of older Californians and their caregivers through three interrelated efforts: advancing models of Team care bridging health care and social services; Training health and social services personnel in new models of care and teamwork; and fostering Technology that ensures that vital information is available across all team members and puts the person and family at the center of care. A commitment to diversity, equity, and inclusion is threaded throughout the plan, as well a specific grantmaking allocation to ensure that we address the special needs of historically disadvantaged older persons and work to narrow disparities in outcomes. Were you aware of this new strategy?	40

Question Text	Number of Responses
Overall, how would you rate the Foundation's impact on your field?	63
How well does the Foundation understand the field in which you work?	63
Overall, how would you rate the Foundation's impact on your local community?	59
How well does the Foundation understand the local community in which you work?	56
How well does the Foundation understand the social, cultural, or socioeconomic factors that affect your work?	74
How well does the Foundation understand your organization's strategy and goals?	54
What was the dollar amount of your grant request to the Foundation?	69
How consistent was the information provided by different communications resources, both personal and written, that you used to learn about the Foundation?	62
After your request was declined did you request any feedback or advice from the Foundation?	67
After your request was declined did you receive any feedback or advice from the Foundation?	72
Was the grant proposal you submitted restricted to a specific use?	76
What factors encouraged your decision to apply to the Foundation for funding?	76
Did you have contact with a Foundation staff member via phone, email, or in-person/video before you applied?	69

Question Text	Number of Responses
To what extent was the Foundation's selection process a helpful opportunity to strengthen the efforts that would be funded?	65
To what extent was the Foundation's selection process an appropriate level of effort given the amount of funding requested?	63
To what extent was the foundation clear and transparent about the selection process requirements and timelines?	74
To what extent was the foundation clear and transparent about the criteria the foundation uses to decide whether a proposal would be funded or declined?	68
Custom Questions	
Who is/was your primary contact at the Foundation for your current application?	57
In 2020 Archstone Foundation started a capacity building and innovation program to strengthen the ability of non-profits to serve older adults and their caregivers. The program offers up to \$50,000 for organizational capacity building or the implementation of an evidence-based program. Four rounds of the program have been offered, funding a total of 14 organizations. Does this grant program sound as if it would be useful to your organization?	69
In Spring of 2021, many grantees and declined applicants to Archstone Foundation were offered free access to the Catchafire on-line volunteer matching service. With Catchafire, invited non-profits could list projects and find volunteers to support their work. If you registered for Catchafire but didn't post a project, why not? (Please check all that apply)	6
In 2021 Archstone Foundation introduced its new strategic plan Teams, Training, and Technology (The Three Ts). Archstone Foundation aims to improve the health and well-being of older Californians and their caregivers through three interrelated efforts: advancing models of Team care bridging health care and social services; Training health and social services personnel in new models of care and teamwork; and fostering Technology that ensures that vital information is available across all team members and puts the person and family at the center of care. A commitment to diversity, equity, and inclusion is threaded throughout the plan, as well a specific grantmaking allocation to ensure that we address the special needs of historically disadvantaged older persons and work to narrow disparities in outcomes. Were you aware of this new strategy?	67

## About CEP and Contact Information

### Mission:

CEP provides data, feedback, programs, and insights to help individual and institutional donors improve their effectiveness. We do this work because we believe effective donors, working collaboratively and thoughtfully, can profoundly contribute to creating a better and more just world.

### Vision:

We seek a world in which pressing social needs are more effectively addressed.

We believe improved performance of philanthropic funders can have a profoundly positive impact on nonprofit organizations and the people and communities they serve.

Although our work is about measuring results, providing useful data, and improving performance, our ultimate goal is improving lives. We believe this can only be achieved through a powerful combination of dispassionate analysis and passionate commitment to creating a better society.

### About the GPR and APR:

Since 2003, the Grantee Perception Report® (GPR) has provided funders with comparative, candid feedback based on grantee perceptions. The GPR is the only grantee survey process that provides comparative data, and is based on extensive research and analysis. Hundreds of funders of all types and sizes have commissioned the GPR, and tens of thousands of grantees have provided their perspectives to help funders improve their work. CEP has surveyed grantees in more than 150 countries and in 8 different languages. The GPR's quantitative and qualitative data helps foundation leaders evaluate and understand their grantees' perceptions of their effectiveness, and how that compares to their philanthropic peers.

CEP developed the Applicant Perception Report (APR) as a complement to the Grantee Perception Report. Based on a separate, shorter survey, the APR allows philanthropic funders to understand the candid perspectives of declined applicants on a number of important dimensions. The APR shows an individual funder the perceptions of its applicants relative to a set of perceptions of 40 funders whose declined applicants were surveyed by CEP.

### Contact Information:

Kevin Bolduc, Vice President - Assessment and Advisory Services  
[kevinb@cep.org](mailto:kevinb@cep.org)

Elmer Vivas Portillo, Analyst - Assessment and Advisory Services  
[elmerv@cep.org](mailto:elmerv@cep.org)